

UNITED STATES
SECURITIES AND EXCHANGE COMMISSION
WASHINGTON, D.C. 20549

FORM 10-Q

(Mark One)

QUARTERLY REPORT PURSUANT TO SECTION 13 OR 15(d) OF THE SECURITIES EXCHANGE ACT OF 1934
FOR THE QUARTERLY PERIOD ENDED March 31, 2026
OR

TRANSITION REPORT PURSUANT TO SECTION 13 OR 15(d) OF THE SECURITIES EXCHANGE ACT OF 1934
FOR THE TRANSITION PERIOD FROM TO
Commission File Number: 001-35538

CARLYLE
The Carlyle Group Inc.

(Exact name of registrant as specified in its charter)

Delaware
(State or other jurisdiction of
incorporation or organization)

45-2832612
(I.R.S. Employer
Identification No.)

1001 Pennsylvania Avenue, NW
Washington, DC, 20004-2505
(Address of principal executive offices) (Zip Code)

(202) 729-5626
(Registrant's telephone number, including area code)

Not Applicable
(Former name, former address and former fiscal year, if changed since last report)

Securities registered pursuant to Section 12(b) of the Act:

Title of each class	Trading Symbol(s)	Name of each exchange on which registered
Common Stock	CG	The Nasdaq Global Select Market
4.625% Subordinated Notes due 2061 of Carlyle Finance L.L.C.	CGABL	The Nasdaq Global Select Market

As of May 5, 2026, there were 359,974,427 shares of common stock of the registrant outstanding.

Indicate by check mark whether the registrant (1) has filed all reports required to be filed by Section 13 or 15(d) of the Securities Exchange Act of 1934 during the preceding 12 months (or for such shorter period that the registrant was required to file such reports), and (2) has been subject to such filing requirements for the past 90 days. Yes No

Indicate by check mark whether the registrant has submitted electronically every Interactive Data File required to be submitted pursuant to Rule 405 of Regulation S-T (§232.405 of this chapter) during the preceding 12 months (or for such shorter period that the registrant was required to submit such files). Yes No

Indicate by check mark whether the registrant is a large accelerated filer, an accelerated filer, a non-accelerated filer, smaller reporting company or an emerging growth company. See the definitions of "large accelerated filer," "accelerated filer," "smaller reporting company," and "emerging growth company" in Rule 12b-2 of the Exchange Act.

Large accelerated filer Accelerated filer
Non-accelerated filer Smaller reporting company
Emerging growth company

If an emerging growth company, indicate by check mark if the registrant has elected not to use the extended transition period for complying with any new or revised financial accounting standards provided pursuant to Section 13(a) of the Exchange Act.

Indicate by check mark whether the registrant is a shell company (as defined in Rule 12b-2 of the Exchange Act). Yes No

TABLE OF CONTENTS

	<u>Page</u>
<u>PART I – FINANCIAL INFORMATION</u>	
Item 1. Financial Statements	5
Unaudited Condensed Consolidated Financial Statements – March 31, 2026 and 2025:	
Condensed Consolidated Balance Sheets as of March 31, 2026 and December 31, 2025	5
Condensed Consolidated Statements of Operations for the Three Months Ended March 31, 2026 and 2025	6
Condensed Consolidated Statements of Comprehensive Income (Loss) for the Three Months Ended March 31, 2026 and 2025	7
Condensed Consolidated Statements of Changes in Equity for the Three Months Ended March 31, 2026 and 2025	8
Condensed Consolidated Statements of Cash Flows for the Three Months Ended March 31, 2026 and 2025	9
Notes to the Condensed Consolidated Financial Statements	11
Item 2. Management’s Discussion and Analysis of Financial Condition and Results of Operations	60
Item 3. Quantitative and Qualitative Disclosures About Market Risk	111
Item 4. Controls and Procedures	111
<u>PART II – OTHER INFORMATION</u>	
Item 1. Legal Proceedings	113
Item 1A. Risk Factors	113
Item 2. Unregistered Sales of Equity Securities and Use of Proceeds	113
Item 3. Defaults Upon Senior Securities	113
Item 4. Mine Safety Disclosures	113
Item 5. Other Information	113
Item 6. Exhibits	114
SIGNATURES	115

Forward-Looking Statements

This Quarterly Report on Form 10-Q may contain forward-looking statements within the meaning of Section 27A of the Securities Act of 1933, as amended, and Section 21E of the Securities Exchange Act of 1934, as amended. These statements include, but are not limited to, statements related to our expectations, estimates, beliefs, projections, future plans and strategies, anticipated events or trends, and similar expressions and statements that are not historical facts, including our expectations regarding the performance of our business, our financial results, our liquidity and capital resources, contingencies, and our dividend policy. You can identify these forward-looking statements by the use of words such as “outlook,” “believes,” “expects,” “potential,” “continues,” “may,” “will,” “should,” “seeks,” “approximately,” “predicts,” “intends,” “plans,” “estimates,” “anticipates,” or the negative version of these words or other comparable words. Such forward-looking statements are subject to various risks, uncertainties, and assumptions. Accordingly, there are or will be important factors that could cause actual outcomes or results to differ materially from those indicated in these statements including, but not limited to, those described in this Quarterly Report on Form 10-Q and under the section entitled “Risk Factors” in our Annual Report on Form 10-K for the year ended December 31, 2025, filed with the U.S. Securities and Exchange Commission (“SEC”) on February 27, 2026, as such factors may be updated from time to time in our periodic filings with the SEC, which are accessible on the SEC’s website at www.sec.gov. These factors should not be construed as exhaustive and should be read in conjunction with the other cautionary statements that are included in this Quarterly Report on Form 10-Q and in our other periodic filings with the SEC. We undertake no obligation to publicly update or review any forward-looking statements, whether as a result of new information, future developments, or otherwise, except as required by applicable law.

Website and Social Media Disclosure

We use our website (www.carlyle.com), our corporate Facebook page (www.facebook.com/onecarlyle), our corporate X account (@OneCarlyle or www.x.com/onecarlyle), our corporate Instagram account (@onecarlyle or www.instagram.com/onecarlyle), our corporate LinkedIn account (www.linkedin.com/company/the-carlyle-group), our corporate YouTube channel (www.youtube.com/user/onecarlyle), and our corporate WeChat account (ID: gh_3e34f090ec20) as channels of distribution of material company information. For example, financial and other material information regarding our company is routinely posted on and accessible at www.carlyle.com. Accordingly, investors should monitor these channels, in addition to following our press releases, SEC filings, and public conference calls and webcasts. In addition, you may automatically receive email alerts and other information about Carlyle when you enroll your email address by visiting the “Email Alerts” section at <http://ir.carlyle.com/email-alerts>. The contents of our website and social media channels are not, however, a part of this Quarterly Report on Form 10-Q and are not incorporated by reference herein.

Carlyle does not conduct any public solicitations (including print and online articles, advertisements, or postings on social media sites, messaging applications such as Telegram, WeChat, or WhatsApp, or other public platforms) with respect to investments, fundraising, cryptocurrency, or opening accounts on social media sites. Any investment-related communication received from these platforms purporting to be from a Carlyle professional is fraudulent and should be reported to authorities.

The Carlyle Group Inc. was formed in Delaware as a partnership on July 18, 2011. On January 1, 2020, we completed our conversion from a Delaware limited partnership named The Carlyle Group L.P. into a Delaware Corporation named The Carlyle Group Inc. (the conversion, together with such restructuring steps and related transactions, the “Conversion”).

Unless the context suggests otherwise, references in this Quarterly Report on Form 10-Q to “Carlyle,” the “Company,” “we,” “us,” and “our” refer to The Carlyle Group Inc. and its consolidated subsidiaries. When we refer to our “senior Carlyle professionals,” we are referring to the partner-level personnel of our firm. References in this Quarterly Report on Form 10-Q to the ownership of the senior Carlyle professionals include the ownership of personal planning vehicles of these individuals. When we refer to the “Carlyle Holdings partnerships” or “Carlyle Holdings,” we are referring to Carlyle Holdings I L.P., Carlyle Holdings II L.P., and Carlyle Holdings III L.P., which prior to the Conversion were the holding partnerships through which the Company and our senior Carlyle professionals and other holders of Carlyle Holdings partnership units owned their respective interests in our business.

“Carlyle funds,” “our funds,” and “our investment funds” refer to the investment funds and vehicles advised by Carlyle.

“Carry funds” generally refers to closed-end investment vehicles, in which commitments are drawn down over a specified investment period, and in which the general partner receives a special residual allocation of income from limited partners, which we refer to as carried interest, in the event that specified investment returns are achieved by the fund. Disclosures referring to carry funds will also include the impact of certain commitments that do not earn carried interest, but are either part

[Table of Contents](#)

of or associated with our carry funds. The rate of carried interest, as well as the share of carried interest allocated to Carlyle, may vary across the carry fund platform. Carry funds generally include the following investment vehicles across our three business segments:

- Global Private Equity: Buyout, growth, real estate, and infrastructure & natural resources funds advised by Carlyle, as well as certain energy funds advised by our strategic partner NGP Energy Capital Management (“NGP”) in which Carlyle is entitled to receive a share of carried interest (“NGP Carry Funds”);
- Global Credit: Opportunistic credit, aviation finance, infrastructure credit, and other closed-end credit funds advised by Carlyle; and
- Carlyle AlpInvest: Funds and vehicles advised by AlpInvest Partners B.V. and its affiliates (“AlpInvest”), which include global private equity programs that pursue secondary purchases and financing of existing portfolios, managed co-investment programs, and primary fund investments.

Carry funds specifically exclude certain legacy Abingworth funds in which Carlyle is not entitled to receive a share of carried interest, collateralized loan obligation vehicles (“CLOs”), our business development companies and associated managed accounts, as well as capital raised from strategic third-party investors which directly invest in Fortitude (defined below) alongside a carry fund.

For an explanation of the fund acronyms used throughout this Quarterly Report on Form 10-Q, refer to “Item 2. Management’s Discussion and Analysis of Financial Condition and Results of Operation – Our Global Investment Offerings.”

“Fortitude” refers to FGH Parent, L.P. (“FGH Parent”), the direct parent of Fortitude Group Holdings, LLC (“Fortitude Holdings”). See Note 4, Investments, to the condensed consolidated financial statements in Part I, Item 1 of this Quarterly Report on Form 10-Q for more information regarding the Company’s strategic investment in Fortitude.

“Fee-earning assets under management” or “Fee-earning AUM” refers to the assets we manage or advise from which we derive recurring fund management fees. Our Fee-earning AUM is generally based on one of the following, once fees have been activated:

- (a) the amount of limited partner capital commitments, generally for carry funds where the original investment period has not expired and for AlpInvest carry funds during the commitment fee period;
- (b) the remaining amount of limited partner invested capital at cost, generally for carry funds and certain co-investment vehicles where the original investment period has expired;
- (c) the amount of aggregate fee-earning collateral balance of our CLOs and other securitization vehicles, as defined in the fund indentures (pre-2020 CLO vintages are generally exclusive of equities and defaulted positions) as of the quarterly cut-off date;
- (d) the external investor portion of the net asset value of certain carry funds and evergreen products;
- (e) the fair value of Fortitude’s general account assets invested under the strategic advisory services agreement;
- (f) the gross assets (including assets acquired with leverage) of certain cross-platform credit and direct lending products, excluding cash and cash equivalents for one of our business development companies; and
- (g) the lower of cost or fair value of invested capital, generally for AlpInvest carry funds where the commitment fee period has expired and certain carry funds where the investment period has expired.

“Assets under management” or “AUM” refers to the assets we manage or advise. Our AUM generally equals the sum of the following:

- (a) the aggregate fair value of our carry funds and related co-investment vehicles, and separately managed accounts, plus the capital that Carlyle is entitled to call from investors in those funds and vehicles (including Carlyle commitments to those funds and vehicles and those of senior Carlyle professionals and employees) pursuant to the terms of their capital commitments to those funds and vehicles;

[Table of Contents](#)

- (b) the amount of aggregate collateral balance and principal cash or aggregate principal amount of the notes of our CLOs and other structured products (inclusive of all positions);
- (c) the net asset value of certain carry funds and evergreen products;
- (d) the fair value of Fortitude’s general account assets covered by the strategic advisory services agreement; and
- (e) the gross assets (including assets acquired with leverage) of certain cross-platform credit and direct lending products, plus the capital that Carlyle is entitled to call from investors in those vehicles pursuant to the terms of their capital commitments to those vehicles.

We include in our calculation of AUM and Fee-earning AUM the NGP Carry Funds that are advised by NGP. Our calculation of AUM also includes third-party capital raised for the investment in Fortitude through a Carlyle-affiliated investment fund and from strategic investors which directly invest in Fortitude alongside the fund. The total AUM and Fee-earning AUM related to the strategic advisory services agreement with Fortitude is inclusive of the net asset value of investments in Carlyle products. These amounts are also reflected in the AUM and Fee-earning AUM of the strategy in which they are invested.

For most of our carry funds, total AUM includes the fair value of the capital invested, whereas Fee-earning AUM includes the amount of capital commitments or the remaining amount of invested capital, depending on whether the original investment period for the fund has expired. As such, Fee-earning AUM may be greater than total AUM when the aggregate fair value of the remaining investments is less than the cost of those investments.

Our calculations of AUM and Fee-earning AUM may differ from the calculations of other asset managers. As a result, these measures may not be comparable to similar measures presented by other asset managers. In addition, our calculation of AUM (but not Fee-earning AUM) includes uncalled commitments to, and the fair value of invested capital in, our investment funds from Carlyle and our personnel, regardless of whether such commitments or invested capital are subject to management fees, incentive fees or performance allocations. Our calculations of AUM or Fee-earning AUM are not based on any definition of AUM or Fee-earning AUM that is set forth in the agreements governing the investment funds that we manage or advise.

“Performance Fee Eligible AUM” represents the AUM of funds for which we are entitled to receive performance allocations, inclusive of the fair value of investments in those funds (which we refer to as “Performance Fee Eligible Fair Value”) and their Available Capital. Performance Fee Eligible Fair Value is “Performance Fee-Generating” when the associated fund has achieved the specified investment returns required under the terms of the fund’s agreement and is accruing performance revenue as of the quarter-end reporting date. Funds whose performance allocations are treated as fee related performance allocations are excluded from these metrics.

“Perpetual Capital” refers to the assets we manage or advise which have an indefinite term and for which there is no immediate requirement to return capital to investors upon the realization of investments made with such capital, except as required by applicable law. Perpetual Capital may be materially reduced or terminated under certain conditions, including reductions from changes in valuations and payments to investors, including through elections by investors to redeem their investments, dividend payments, and other payment obligations, as well as the termination of or failure to renew the respective investment advisory agreements. Perpetual Capital includes: (a) assets managed under the strategic advisory services agreement with Fortitude, (b) our Core Plus real estate fund, (c) our business development companies and certain other direct lending products, (d) Carlyle Tactical Private Credit Fund (“CTAC”), (e) our closed-end tender offer Carlyle AlpInvest Private Markets (“CAPM”) funds and Carlyle AlpInvest Private Markets Secondaries (“CAPS”) funds, and (f) certain other structured credit and asset-backed finance products.

“Legacy Energy Funds” include Energy III, Energy IV, and Renew II and are managed with Riverstone and its affiliates. The investment periods for these funds have expired and the remaining investments in each fund are being disposed of in the ordinary course of business. The impact of these funds is no longer significant to our results of operations.

“Metropolitan” or “MRE” refers to Metropolitan Real Estate Management, LLC, which was included in the Carlyle AlpInvest business segment prior to its sale on April 1, 2021.

PART I – FINANCIAL INFORMATION

Item 1. Financial Statements

**The Carlyle Group Inc.
Condensed Consolidated Balance Sheets
(Dollars in millions)**

	March 31, 2026 (Unaudited)	December 31, 2025
Assets		
Cash and cash equivalents	\$ 1,673.2	\$ 1,970.2
Cash and cash equivalents held at Consolidated Funds	1,081.0	1,235.1
Investments, including accrued performance allocations of \$6,865.4 and \$7,620.3 as of March 31, 2026 and December 31, 2025, respectively	10,465.3	11,152.7
Investments of Consolidated Funds	14,326.8	12,519.8
Due from affiliates and other receivables, net	769.1	834.8
Due from affiliates and other receivables of Consolidated Funds, net	356.7	206.4
Fixed assets, net	234.9	224.9
Lease right-of-use assets, net	332.9	331.9
Deposits and other	98.4	100.9
Intangible assets, net	473.6	507.1
Deferred tax assets	30.1	32.2
Total assets	\$ 29,842.0	\$ 29,116.0
Liabilities and equity		
Debt obligations	\$ 3,001.6	\$ 2,997.0
Loans payable of Consolidated Funds	11,148.7	10,426.0
Accounts payable, accrued expenses and other liabilities	478.3	543.7
Accrued compensation and benefits	4,911.8	5,849.4
Due to affiliates	226.4	203.9
Deferred revenue	358.2	129.2
Deferred tax liabilities	55.2	106.3
Other liabilities of Consolidated Funds	1,718.4	1,260.4
Lease liabilities	466.8	470.2
Accrued giveback obligations	102.0	72.8
Total liabilities	22,467.4	22,058.9
Commitments and contingencies		
Common stock, \$0.01 par value, 100,000,000,000 shares authorized (359,839,214 and 357,374,023 shares issued and outstanding as of March 31, 2026 and December 31, 2025, respectively)	3.6	3.6
Additional paid-in-capital	4,408.4	4,285.8
Retained earnings	1,172.7	1,642.3
Accumulated other comprehensive loss	(181.2)	(170.2)
Non-controlling interests in consolidated entities	1,971.1	1,295.6
Total equity	7,374.6	7,057.1
Total liabilities and equity	\$ 29,842.0	\$ 29,116.0

See accompanying notes.

The Carlyle Group Inc.
Condensed Consolidated Statements of Operations
(Unaudited)
(Dollars in millions, except share and per share data)

	Three Months Ended	
	March 31,	
	2026	2025
Revenues		
Fund management fees	\$ 584.0	\$ 586.1
Incentive fees	51.7	43.2
Investment income (loss)		
Performance allocations	(681.1)	222.9
Principal investment income (loss)	64.4	(63.1)
Total investment income (loss)	(616.7)	159.8
Interest and other income	55.3	50.6
Interest and other income of Consolidated Funds	179.7	133.4
Total revenues	254.0	973.1
Expenses		
Compensation and benefits		
Cash-based compensation and benefits	227.1	218.4
Equity-based compensation	119.8	103.5
Performance allocations and incentive fee related compensation	(367.9)	171.4
Total compensation and benefits	(21.0)	493.3
General, administrative and other expenses	184.6	173.6
Interest	38.6	27.8
Interest and other expenses of Consolidated Funds	166.4	113.5
Total expenses	368.6	808.2
Other income (loss)		
Net investment income (loss) of Consolidated Funds	(64.4)	6.1
Income (loss) before provision for income taxes	(179.0)	171.0
Provision (benefit) for income taxes	(37.1)	12.4
Net income (loss)	(141.9)	158.6
Net income (loss) attributable to non-controlling interests in consolidated entities	(9.7)	28.6
Net income (loss) attributable to The Carlyle Group Inc.	<u>\$ (132.2)</u>	<u>\$ 130.0</u>
Net income (loss) attributable to The Carlyle Group Inc. per common share (see Note 11)		
Basic	<u>\$ (0.37)</u>	<u>\$ 0.36</u>
Diluted	<u>\$ (0.37)</u>	<u>\$ 0.35</u>
Weighted-average common shares		
Basic	<u>359,192,724</u>	<u>359,464,272</u>
Diluted	<u>359,192,724</u>	<u>366,336,892</u>

Substantially all revenue is earned from affiliates of the Company. See accompanying notes.

The Carlyle Group Inc.
Condensed Consolidated Statements of Comprehensive Income (Loss)
(Unaudited)
(Dollars in millions)

	Three Months Ended	
	March 31,	
	2026	2025
Net income (loss)	\$ (141.9)	\$ 158.6
Other comprehensive income (loss)		
Foreign currency translation adjustments	(19.0)	47.0
Defined benefit plans		
Unrealized loss for the period	(0.8)	(1.1)
Reclassification adjustment for loss during the period, included in cash-based compensation and benefits expense	(0.1)	(0.1)
Other comprehensive income (loss)	(19.9)	45.8
Comprehensive income (loss)	(161.8)	204.4
Comprehensive income (loss) attributable to non-controlling interests in consolidated entities	(18.6)	33.3
Comprehensive income (loss) attributable to The Carlyle Group Inc.	<u>\$ (143.2)</u>	<u>\$ 171.1</u>

See accompanying notes.

The Carlyle Group Inc.
Condensed Consolidated Statements of Changes in Equity
(Unaudited)
(Dollars and shares in millions)

	Common Shares	Common Stock	Additional Paid-in- Capital	Retained Earnings	Accumulated Other Comprehensive Loss	Non- controlling Interests in Consolidated Entities	Total Equity
Balance at December 31, 2025	357.4	\$ 3.6	\$ 4,285.8	\$ 1,642.3	\$ (170.2)	\$ 1,295.6	\$ 7,057.1
Shares repurchased	(1.3)	—	—	(65.0)	—	—	(65.0)
Net shares issued for equity-based awards	3.7	—	—	(139.8)	—	—	(139.8)
Equity-based compensation	—	—	116.4	—	—	—	116.4
Dividend-equivalent rights on certain equity-based awards	—	—	6.2	(6.2)	—	—	—
Contributions	—	—	—	—	—	783.9	783.9
Dividends and distributions	—	—	—	(126.4)	—	(89.8)	(216.2)
Net loss	—	—	—	(132.2)	—	(9.7)	(141.9)
Currency translation adjustments	—	—	—	—	(10.1)	(8.9)	(19.0)
Defined benefit plans, net	—	—	—	—	(0.9)	—	(0.9)
Balance at March 31, 2026	359.8	\$ 3.6	\$ 4,408.4	\$ 1,172.7	\$ (181.2)	\$ 1,971.1	\$ 7,374.6

	Common Shares	Common Stock	Additional Paid-in- Capital	Retained Earnings	Accumulated Other Comprehensive Loss	Non- controlling Interests in Consolidated Entities	Total Equity
Balance at December 31, 2024	357.2	\$ 3.6	\$ 3,892.3	\$ 2,040.8	\$ (329.8)	\$ 740.7	\$ 6,347.6
Shares repurchased	(0.5)	—	—	(25.0)	—	—	(25.0)
Net shares issued for equity-based awards	4.2	—	—	(151.5)	—	—	(151.5)
Equity-based compensation	—	—	102.3	—	—	—	102.3
Dividend-equivalent rights on certain equity-based awards	—	—	3.1	(3.1)	—	—	—
Initial consolidation of a Consolidated Entity	—	—	—	—	—	35.0	35.0
Contributions	—	—	—	—	—	163.0	163.0
Dividends and distributions	—	—	—	(126.4)	—	(164.2)	(290.6)
Net income	—	—	—	130.0	—	28.6	158.6
Currency translation adjustments	—	—	—	—	42.3	4.7	47.0
Defined benefit plans, net	—	—	—	—	(1.2)	—	(1.2)
Balance at March 31, 2025	360.9	\$ 3.6	\$ 3,997.7	\$ 1,864.8	\$ (288.7)	\$ 807.8	\$ 6,385.2

See accompanying notes.

The Carlyle Group Inc.
Condensed Consolidated Statements of Cash Flows
(Unaudited)
(Dollars in millions)

	Three Months Ended March 31,	
	2026	2025
Cash flows from operating activities		
Net income (loss)	\$ (141.9)	\$ 158.6
Adjustments to reconcile net income to net cash flows from operating activities:		
Depreciation and amortization	50.5	46.9
Equity-based compensation	119.8	103.5
Non-cash performance allocations and incentive fees, net	283.1	15.0
Non-cash principal investment (income) loss	(39.6)	72.7
Other non-cash amounts	(2.1)	12.6
Consolidated Funds related:		
Realized/unrealized (gain) loss on investments of Consolidated Funds	248.6	(7.0)
Realized/unrealized (gain) loss from loans payable of Consolidated Funds	(184.2)	0.9
Purchases of investments by Consolidated Funds	(4,092.8)	(2,425.5)
Proceeds from sales and settlements of investments by Consolidated Funds	2,199.8	1,430.8
Non-cash interest income, net	(4.2)	(4.1)
Change in cash and cash equivalents held at Consolidated Funds	169.0	270.9
Change in other receivables held at Consolidated Funds	(143.6)	8.3
Change in other liabilities held at Consolidated Funds	606.6	(2.5)
Purchases of investments	(148.2)	(78.3)
Proceeds from the sale of investments	160.8	144.8
Payments of contingent consideration	—	(1.0)
Changes in deferred taxes, net	(45.4)	(29.4)
Change in due from affiliates and other receivables	(1.7)	10.7
Change in deposits and other	7.1	(10.8)
Change in accounts payable, accrued expenses and other liabilities	(66.1)	(25.4)
Change in accrued compensation and benefits	(461.2)	(327.7)
Change in due to affiliates	18.0	6.5
Change in lease right-of-use assets and lease liabilities	(4.5)	(2.8)
Change in deferred revenue	229.8	280.2
Net cash used in operating activities	(1,242.4)	(352.1)
Cash flows from investing activities		
Purchases of fixed assets, net	(28.1)	(16.7)
Net cash used in investing activities	(28.1)	(16.7)

[Table of Contents](#)

	Three Months Ended March 31,	
	2026	2025
Cash flows from financing activities		
Payments on CLO borrowings	(22.5)	(14.6)
Proceeds from CLO borrowings, net of financing costs	32.4	15.1
Net borrowings on loans payable of Consolidated Funds	579.8	559.4
Dividends to common stockholders	(126.4)	(126.4)
Contributions from non-controlling interest holders	783.9	163.0
Distributions to non-controlling interest holders	(89.8)	(164.2)
Common shares repurchased and net share settlement of equity-based awards	(204.8)	(176.5)
Change in due to/from affiliates financing activities	35.7	40.8
Net cash provided by financing activities	988.3	296.6
Effect of foreign exchange rate changes	(8.7)	5.0
Decrease in cash, cash equivalents and restricted cash	(290.9)	(67.2)
Cash, cash equivalents and restricted cash, beginning of period	1,973.6	1,266.5
Cash, cash equivalents and restricted cash, end of period	<u>\$ 1,682.7</u>	<u>\$ 1,199.3</u>
Supplemental non-cash disclosures		
Initial consolidation of Consolidated Funds	<u>\$ (8.9)</u>	<u>\$ 57.0</u>
Reconciliation of cash, cash equivalents and restricted cash, end of period:		
Cash and cash equivalents	\$ 1,673.2	\$ 1,190.3
Restricted cash	9.5	9.0
Total cash, cash equivalents and restricted cash, end of period	<u>\$ 1,682.7</u>	<u>\$ 1,199.3</u>
Cash and cash equivalents held at Consolidated Funds	<u>\$ 1,081.0</u>	<u>\$ 570.9</u>

See accompanying notes.

The Carlyle Group Inc.
Notes to the Condensed Consolidated Financial Statements
(Unaudited)

1. Organization

Carlyle is one of the world's largest global investment firms that deploys private capital across its business and conducts its operations through three reportable segments: Global Private Equity, Global Credit, and Carlyle AlpInvest (see Note 14, Segment Reporting). The Global Private Equity segment advises buyout, growth, real estate, and infrastructure & natural resources funds. The Global Private Equity segment also includes the NGP Carry Funds advised by NGP. The Global Credit segment advises funds and vehicles that pursue investment strategies including insurance solutions, liquid credit, opportunistic credit, direct lending, asset-backed finance, aviation finance, infrastructure credit, cross-platform credit products, and global capital markets. The Carlyle AlpInvest segment advises global private equity programs that pursue secondary purchases and financing of existing portfolios, managed co-investment programs, and primary fund investments. Carlyle typically serves as the general partner, investment manager, or collateral manager, making day-to-day investment decisions concerning the assets of these products.

2. Summary of Significant Accounting Policies

Basis of Presentation

The accompanying condensed consolidated financial statements are prepared in accordance with accounting principles generally accepted in the United States ("U.S. GAAP") and include the accounts of the Company and its consolidated subsidiaries. In addition, certain Carlyle-affiliated funds, related co-investment entities, and certain CLOs managed by the Company (collectively, the "Consolidated Funds") have been consolidated in the accompanying financial statements. Generally, the consolidation of the Consolidated Funds has a gross-up effect on assets, liabilities and cash flows, but has no net effect on the net income attributable to the Company beyond the capital contributed by the Company to the Consolidated Funds. The economic ownership interests of the other investors in the Consolidated Funds are reflected as non-controlling interests in consolidated entities in the accompanying condensed consolidated financial statements. All of the investments held by the Consolidated Funds and notes issued by the consolidated CLOs are presented at their estimated fair values in the Company's condensed consolidated balance sheets. Interest and other income of the Consolidated Funds, interest expense and other expenses of the Consolidated Funds, and net investment income (losses) of Consolidated Funds are included in the Company's condensed consolidated statements of operations.

Management has determined that the Company's funds are investment companies under U.S. GAAP for the purposes of financial reporting. U.S. GAAP for an investment company requires investments to be recorded at estimated fair value and the unrealized gains and/or losses in an investment's fair value are recognized on a current basis in the statements of operations. Additionally, the funds do not consolidate their majority-owned and controlled investments. In the preparation of these condensed consolidated financial statements, the Company has retained the specialized accounting for the funds.

The accompanying condensed consolidated financial statements have been prepared in accordance with U.S. GAAP for interim financial information. These statements, including notes, have not been audited, exclude some of the disclosures required for annual financial statements, and should be read in conjunction with the audited consolidated financial statements included in the Company's Annual Report on Form 10-K for the year ended December 31, 2025 filed with the U.S. Securities and Exchange Commission ("SEC") on February 27, 2026. The operating results presented for interim periods are not necessarily indicative of the results that may be expected for any other interim period or for the entire year. In the opinion of management, the condensed consolidated financial statements reflect all adjustments, consisting of normal recurring accruals, which are necessary for the fair presentation of the financial condition and results of operations for the interim periods presented.

Principles of Consolidation

The Company consolidates all entities that it controls either through a majority voting interest or as the primary beneficiary of variable interest entities ("VIEs").

The Company evaluates (1) whether it holds a variable interest in an entity, (2) whether the entity is a VIE, and (3) whether the Company's involvement would make it the primary beneficiary. In evaluating whether the Company holds a variable interest, fees (including management fees, incentive fees and performance allocations) that are customary and commensurate with the level of services provided, and where the Company does not hold other economic interests in the entity

The Carlyle Group Inc.
Notes to the Condensed Consolidated Financial Statements
(Unaudited)

that would absorb more than an insignificant amount of the expected losses or returns of the entity, are not considered variable interests. The Company considers all economic interests, including indirect interests, to determine if a fee is considered a variable interest.

For those entities where the Company holds a variable interest, the Company determines whether each of these entities qualifies as a VIE and, if so, whether or not the Company is the primary beneficiary. The assessment of whether the entity is a VIE is generally performed qualitatively, which requires judgment. These judgments include: (a) determining whether the equity investment at risk is sufficient to permit the entity to finance its activities without additional subordinated financial support, (b) evaluating whether the equity holders, as a group, can make decisions that have a significant effect on the economic performance of the entity, (c) determining whether two or more parties' equity interests should be aggregated, and (d) determining whether the equity investors have proportionate voting rights to their obligations to absorb losses or rights to receive returns from an entity.

For entities that are determined to be VIEs, the Company consolidates those entities where it has concluded it is the primary beneficiary. The primary beneficiary is defined as the variable interest holder with (a) the power to direct the activities of a VIE that most significantly impact the entity's economic performance and (b) the obligation to absorb losses of the entity or the right to receive benefits from the entity that could potentially be significant to the VIE. In evaluating whether the Company is the primary beneficiary, the Company evaluates its economic interests in the entity held either directly or indirectly by the Company.

As of March 31, 2026, assets and liabilities of the consolidated VIEs reflected in the condensed consolidated balance sheets were \$15.8 billion and \$12.9 billion, respectively. As of December 31, 2025, assets and liabilities of the consolidated VIEs reflected in the consolidated balance sheets were \$14.0 billion and \$11.7 billion, respectively. Except to the extent of the consolidated assets of the VIEs, the holders of the consolidated VIEs' liabilities generally do not have recourse to the Company.

The Company's Consolidated Funds are primarily CLOs, which are VIEs that issue loans payable that are backed by diversified collateral asset portfolios consisting primarily of loans or structured debt. In exchange for managing the collateral for the CLOs, the Company earns investment management fees, including in some cases subordinated management fees and contingent incentive fees. In cases where the Company consolidates the CLOs (primarily because of a retained interest that is significant to the CLO), those management fees and contingent incentive fees have been eliminated as intercompany transactions. As of March 31, 2026, the Company held \$484.3 million of investments in these CLOs which represents its maximum risk of loss. The Company's investments in these CLOs are generally subordinated to other interests in the entities and entitle the Company to receive a pro rata portion of the residual cash flows, if any, from the entities. Investors in the CLOs have no recourse against the Company for any losses sustained in the CLO structure. The Company's Consolidated Funds also include certain investment funds in the Global Private Equity segment that are accounted for as consolidated VIEs due to the Company providing financing to bridge investment purchases. As of March 31, 2026, the Company held \$900.5 million of notes receivable and investments related to these investment funds which represents its maximum risk of loss. The Company's Consolidated Funds also include certain funds in the Global Credit and Carlyle AlpInvest segments that are accounted for as consolidated VIEs due to the Company having either a significant direct interest in these funds or significant indirect interest via the Company's investment in Fortitude (see Note 4, Investments).

Entities that do not qualify as VIEs are generally assessed for consolidation as voting interest entities. Under the voting interest entity model, the Company consolidates those entities it controls through a majority voting interest.

All significant inter-entity transactions and balances of entities consolidated have been eliminated.

Investments in Unconsolidated Variable Interest Entities

The Company holds variable interests in certain VIEs that are not consolidated because the Company is not the primary beneficiary, including its investments in certain credit vehicles and certain Carlyle AlpInvest vehicles, as well as its strategic investment in NGP Management Company, L.L.C. ("NGP Management" and, together with its affiliates, "NGP"). Refer to Note 4, Investments, for information on the strategic investment in NGP. The Company's involvement with such entities is in the form of direct or indirect equity interests and fee arrangements. The maximum exposure to loss represents the loss of assets recognized by the Company relating to its variable interests in these unconsolidated entities.

The Carlyle Group Inc.
Notes to the Condensed Consolidated Financial Statements
(Unaudited)

The assets recognized in the Company's condensed consolidated balance sheets related to the Company's variable interests in these non-consolidated VIEs were as follows:

	As of	
	March 31, 2026	December 31, 2025
	(Dollars in millions)	
Investments	\$ 733.8	\$ 776.5
Accrued performance allocations	737.7	756.0
Management fee receivables	53.5	57.2
Total	<u>\$ 1,525.0</u>	<u>\$ 1,589.7</u>

These amounts represent the Company's maximum exposure to loss related to the unconsolidated VIEs as of March 31, 2026 and December 31, 2025.

Use of Estimates

The preparation of financial statements in conformity with U.S. GAAP requires management to make assumptions and estimates that affect the reported amounts of assets and liabilities and disclosure of contingent assets and liabilities at the date of the condensed consolidated financial statements and the reported amounts of revenues and expenses during the reporting period. Management's estimates are based on historical experiences and other factors, including expectations of future events that management believes to be reasonable under the circumstances. It also requires management to exercise judgment in the process of applying the Company's accounting policies. Assumptions and estimates regarding the valuation of investments and their resulting impact on performance allocations and incentive fees involve a higher degree of judgment and complexity and these assumptions and estimates may be significant to the condensed consolidated financial statements and the resulting impact on performance allocations and incentive fees. Actual results could differ from these estimates and such differences could be material.

Revenue Recognition

The Company recognizes revenue in accordance with Accounting Standards Codification ("ASC") 606, *Revenue from Contracts with Customers*. Revenue is recognized when the Company transfers promised goods or services to customers in an amount that reflects the consideration to which the Company expects to be entitled in exchange for those goods or services. ASC 606 includes a five-step framework that requires an entity to: (i) identify the contract(s) with a customer, which includes assessing the collectability of the consideration to which it will be entitled in exchange for the goods or services transferred to the customer, (ii) identify the performance obligations in the contract, (iii) determine the transaction price, (iv) allocate the transaction price to the performance obligations in the contract, and (v) recognize revenue when the entity satisfies a performance obligation.

The Company accounts for performance allocations that represent a performance-based capital allocation from fund limited partners to the Company (commonly known as "carried interest") as earnings from financial assets within the scope of ASC 323, *Investments—Equity Method and Joint Ventures*, and therefore are not in the scope of ASC 606. In accordance with ASC 323, the Company records equity method income (losses) as a component of investment income based on the change in its proportionate claim on net assets of the investment fund, including performance allocations, assuming the investment fund was liquidated as of each reporting date pursuant to each fund's governing agreements. See Note 4, Investments, for additional information on the components of investments and investment income. Performance fees that do not meet the definition of performance-based capital allocations are in the scope of ASC 606 and are included in incentive fees in the condensed consolidated statements of operations. The calculation of unrealized performance revenues utilizes investment valuations of the funds' underlying investments, which are derived using the policies, methodologies and templates prepared by the Company's valuation group, as described in Note 3, Fair Value Measurement.

While the determination of who is the customer in a contractual arrangement will be made on a contract-by-contract basis, the customer will generally be the investment fund for the Company's significant management and advisory contracts. The customer determination impacts the Company's analysis of the accounting for contract costs.

The Carlyle Group Inc.
Notes to the Condensed Consolidated Financial Statements
(Unaudited)

Fund Management Fees

The Company provides management services to funds in which it holds a general partner interest or to funds or certain portfolio companies with which it has an investment advisory or investment management agreement. The Company considers the performance obligations in its contracts with its funds to be the promise to provide (or to arrange for third parties to provide) investment management services related to the management, policies and operations of the funds.

As it relates to the Company's performance obligation to provide investment management services, the Company typically satisfies this performance obligation over time as the services are rendered, as the funds simultaneously receive and consume the benefits provided as the Company performs the service. The transaction price is the amount of consideration to which the Company expects to be entitled in exchange for transferring the promised services to the funds. Management fees earned from each investment management contract over the contract life represent variable consideration because the consideration the Company is entitled to varies based on fluctuations in the basis for the management fee, for example fund net asset value ("NAV") or assets under management ("AUM"). Given that the management fee basis is susceptible to market factors outside of the Company's influence, management fees are constrained and, therefore, estimates of future period management fees are generally not included in the transaction price. Revenue recognized for the investment management services provided is generally the amount determined at the end of the period because that is when the uncertainty for that period is resolved.

Management fees may be charged in advance or arrears, and at a monthly, quarterly, or semi-annual cadence pursuant to the terms of the investment management agreement. The range of management fee rates and the base on which they are earned vary based on the product's strategy, expected term, and other factors, but generally encompass the following:

- For closed-end carry funds in the Global Private Equity and Global Credit segments:
 - During the fund's commitment period, generally 1.0% to 2.0% of limited partners' capital commitments in the case of Global Private Equity and invested capital in the case of Global Credit, and
 - Following the expiration or termination of the investment period, generally 0.5% to 2.0% of the lower of cost or fair value of invested capital.
- For carry funds and other fund vehicles in the Carlyle AlInvest segment:
 - During the fund's commitment period, generally 0.25% to 1.5% of the vehicle's capital commitments, and
 - Following the expiration of the commitment fee period, generally 0.25% to 1.5% on (i) the net invested capital, (ii) the lower of cost or net asset value of the capital invested, or (iii) the net asset value for unrealized investments.
- For CLOs and other structured products in the Global Credit segment, 0.4% to 0.5% based on the total par amount of assets or the aggregate principal amount of the notes in the CLO.
- For certain of the Company's perpetual capital strategies and separately managed accounts in the Global Credit segment, 0.10% to 0.75% based on invested capital or the fair value of the underlying assets.
- For certain cross platform products as well as the company's business development companies in the Global Credit segment, 1.0% to 1.5% of gross assets, excluding cash and cash equivalents, or net asset value.
- For the Company's retail-oriented perpetual capital products, including CTAC, CAPM, and CAPS funds, generally 1.0% to 1.25% of net asset value.

The Company also provides transaction advisory and portfolio advisory services to the portfolio companies, and where covered by separate contractual agreements, recognizes fees for these services when the performance obligation has been satisfied and collection is reasonably assured. The Company is generally required to offset its fund management fees earned from the funds that have invested in the portfolio companies to which the service has been provided by a percentage of the transaction and advisory fees allocable to those funds. This amount is referred to as the "rebate offset," and is generally 100%.

The Carlyle Group Inc.
Notes to the Condensed Consolidated Financial Statements
(Unaudited)

Transaction and advisory fees allocable to funds that do not pay fund management fees do not have a rebate offset. The Company also recognizes underwriting fees from the Company's loan syndication and capital markets business, Carlyle Global Capital Markets. Fund management fees include transaction and portfolio advisory fees, as well as capital markets fees, of \$49.3 million and \$76.7 million for the three months ended March 31, 2026 and 2025, respectively, net of rebate offsets as defined in the respective fund limited partnership agreements.

Fund management fees exclude the reimbursement of any partnership expenses paid by the Company on behalf of the Carlyle funds pursuant to the limited partnership agreements, including amounts related to the pursuit of actual, proposed, or unconsummated investments, professional fees, expenses associated with the acquisition, holding and disposition of investments, and other fund administrative expenses. For the professional fees that the Company arranges for the investment funds, the Company concluded that the nature of its promise is to arrange for the services to be provided and it does not control the services provided by third parties before they are transferred to the customer. Therefore, the Company concluded it is acting in the capacity of an agent. Accordingly, the reimbursement for these professional fees paid on behalf of the investment funds is presented on a net basis in general, administrative and other expenses in the condensed consolidated statements of operations.

The Company also incurs certain costs, primarily employee travel and entertainment costs, employee compensation and systems costs, for which it receives reimbursement from the investment funds in connection with its performance obligation to provide investment and management services. For reimbursable travel, compensation and systems costs, the Company concluded it controls the services provided by its employees and the resources used to develop applicable systems before they are transferred to the customer and therefore is a principal. Accordingly, the reimbursement for these costs incurred by the Company to manage the fund limited partnerships are presented on a gross basis in interest and other income in the condensed consolidated statements of operations and the expense in general, administrative and other expenses or cash-based compensation and benefits expenses in the condensed consolidated statements of operations.

Incentive Fees

The Company is also entitled to receive performance-based incentive fees when the return on assets under management exceeds certain benchmark returns or other performance targets. In such arrangements, the Company is entitled to an incentive fee generally between 10.0% and 17.5% of either pre-incentive investment income or net profits, in most instances subject to a quarterly hurdle rate and catch-up, payable quarterly. Incentive fees are recognized when the performance benchmark has been achieved. Incentive fees are variable consideration because they are contingent upon the investment vehicle achieving stipulated investment return hurdles. Investment returns are highly susceptible to market factors outside of the Company's influence. Accordingly, incentive fees are constrained until all uncertainty is resolved. Estimates of future period incentive fees are generally not included in the transaction price because these estimates are constrained. The transaction price for incentive fees is generally the amount determined at the end of each accounting period to which they relate because that is when the uncertainty for that period is resolved, as these fees are not subject to clawback.

Investment Income (Loss), including Performance Allocations

Investment income (loss) represents the unrealized and realized gains and losses resulting from the Company's equity method investments, including any associated general partner performance allocations, and other principal investments, including CLOs.

General partner performance allocations consist of the allocation of profits from certain of the funds to which the Company is entitled (commonly known as carried interest).

For closed-end carry funds in the Global Private Equity and Global Credit segments, the Company is generally entitled to a 20% allocation (or approximately 2% to 12.5% for most of the Carlyle AlInvest segment carry fund vehicles) of the net realized income or gain as a carried interest after returning the invested capital, the allocation of preferred returns of generally 7% to 9% and return of certain fund costs (generally subject to catch-up provisions as set forth in the fund limited partnership agreement). These terms may vary on longer-dated funds, certain credit funds, and external co-investment vehicles. Carried interest is recognized upon appreciation of the funds' investment values above certain return hurdles set forth in each respective partnership agreement. The Company recognizes revenues attributable to performance allocations based upon the amount that would be due pursuant to the fund partnership agreement at each period end as if the funds were terminated at that date. Accordingly, the amount recognized as investment income for performance allocations reflects the Company's share of the gains and losses of the associated funds' underlying investments measured at their then-current fair values relative to the fair

The Carlyle Group Inc.
Notes to the Condensed Consolidated Financial Statements
(Unaudited)

values as of the end of the prior period. Because of the inherent uncertainty, these estimated values may differ significantly from the values that would have been used had a ready market for the investments existed, and it is reasonably possible that the difference could be material.

Carried interest is ultimately realized when: (i) an underlying investment is profitably disposed of, (ii) certain costs borne by the limited partner investors have been reimbursed, (iii) the fund's cumulative returns are in excess of the preferred return, and (iv) the Company has decided to collect carry rather than return additional capital to limited partner investors. Realized carried interest may be required to be returned by the Company in future periods if the fund's investment values decline below certain levels. When the fair value of a fund's investments remains constant or falls below certain return hurdles, previously recognized performance allocations are reversed. In all cases, each fund is considered separately in this regard, and for a given fund, performance allocations can never be negative over the life of a fund. If upon a hypothetical liquidation of a fund's investments at their then-current fair values, previously recognized and distributed carried interest would be required to be returned, a liability is established for the potential giveback obligation. As of March 31, 2026 and December 31, 2025, the Company accrued \$102.0 million and \$72.8 million, respectively, for giveback obligations.

Principal investment income (loss) is realized when the Company redeems all or a portion of its investment or when the Company receives or is due cash income, such as dividends or distributions. Unrealized principal investment income (loss) results from the Company's proportionate share of the investee's unrealized earnings, including changes in the fair value of the underlying investment, as well as the reversal of unrealized gain (loss) at the time an investment is realized. As it relates to the Company's investments in NGP (see Note 4, Investments), principal investment income includes the related amortization of the basis difference between the Company's carrying value of its investment and the Company's share of underlying net assets of the investee, as well as the compensation expense associated with compensatory arrangements provided by the Company to employees of its equity method investee, and impairment charges.

Interest Income

Interest income is recognized when earned. For debt securities representing non-investment grade beneficial interests in securitizations, the effective yield is determined based on the estimated cash flows of the security. Changes in the effective yield of these securities due to changes in estimated cash flows are recognized on a prospective basis as adjustments to interest income in future periods. Interest income earned by the Company is included in interest and other income in the accompanying condensed consolidated statements of operations. Interest income of the Consolidated Funds was \$161.8 million and \$123.0 million for the three months ended March 31, 2026 and 2025, respectively, and is included in interest and other income of Consolidated Funds in the accompanying condensed consolidated statements of operations.

Credit Losses

The Company measures all expected credit losses for financial assets held at the reporting date in accordance with ASC 326, *Financial Instruments—Credit Losses*, based on historical experience, current conditions, and reasonable and supportable forecasts. The Company assesses the collection risk characteristics of the outstanding amounts in its due from affiliates balance into the following pools of receivables:

- Reimbursable fund expenses receivables,
- Management fee receivables,
- Incentive fee receivables,
- Transaction fee receivables,
- Portfolio fee receivables, and
- Notes receivable.

The Company generally utilizes either historical credit loss information or discounted cash flows to calculate expected credit losses for each pool. The Company's receivables are predominantly with its investment funds, which have low risk of credit loss based on the Company's historical experience. Historical credit loss data may be adjusted for current conditions and reasonable and supportable forecasts, including the Company's expectation of near-term realization based on the liquidity of the affiliated investment funds.

The Carlyle Group Inc.
Notes to the Condensed Consolidated Financial Statements
(Unaudited)

Compensation and Benefits

Cash-Based Compensation and Benefits – Cash-based compensation and benefits includes salaries, bonuses (discretionary awards and guaranteed amounts), performance payment arrangements, and benefits paid and payable to Carlyle employees. Bonuses are accrued over the service period to which they relate.

Equity-Based Compensation – Compensation expense relating to the issuance of equity-based awards is measured at fair value on the grant date. The compensation expense for awards that vest over a future service period is recognized over the relevant service period on a straight-line basis. The compensation expense for awards that do not require future service is recognized immediately. Cash settled equity-based awards are classified as liabilities and are re-measured at the end of each reporting period. The compensation expense for awards that contain performance conditions is recognized when it is probable that the performance conditions will be achieved. The compensation expense for awards that contain market conditions is based on a grant-date fair value that factors in the probability that the market conditions will be achieved and is recognized over the requisite service period on a straight-line basis.

Certain equity-based awards contain dividend-equivalent rights, which are subject to the same terms and conditions, including with respect to vesting and settlement, that apply to the related award. Dividend-equivalents are accounted for as a reclassification from retained earnings to additional paid-in capital at the time dividends are declared and do not result in incremental compensation expense.

Equity-based awards issued to non-employees are generally recognized as general, administrative and other expenses, except to the extent they are recognized as part of the Company's equity method earnings because they are issued to employees of equity method investees.

The Company recognizes equity-based award forfeitures in the period they occur as a reversal of previously recognized compensation expense for awards that vest based on service and/or performance conditions. The reduction in compensation expense is determined based on the specific awards forfeited during that period. Furthermore, the Company recognizes all excess tax benefits and deficiencies as income tax benefit or expense in the condensed consolidated statements of operations. For awards with a market condition (e.g., achievement of certain stock price hurdles) that are forfeited due to the market condition not being achieved, the related equity-based compensation expense is not reversed.

Performance Allocations and Incentive Fee Related Compensation – A portion of the performance allocations and incentive fees and certain other interests earned is due to employees and advisors of the Company. These amounts are accounted for as profit sharing interests in compensation expense in a systematic and rational manner in conjunction with the recognition of the related performance allocations and incentive fee revenue and, until paid, are recognized as a component of the accrued compensation and benefits liability. The liability is measured assuming the hypothetical liquidation of the associated funds' underlying investments as of the measurement date. Accordingly, upon a reversal of performance allocations or incentive fee revenue, the related compensation expense, if any, is also reversed. As any vesting requirement is accelerated upon realization, the service period is not considered substantive when recording the liability based on the hypothetical liquidation value. As of March 31, 2026 and December 31, 2025, the Company recorded a liability of \$4.6 billion and \$5.1 billion, respectively, related to the portion of accrued performance allocations and incentive fees due to employees and advisors, which was included in accrued compensation and benefits in the accompanying condensed consolidated balance sheets.

Income Taxes

The Company is a corporation for U.S. federal income tax purposes and is subject to U.S. federal, state, and local corporate income taxes. The Company is subject to periodic audit by U.S. federal, state, local, and foreign taxing authorities. The interim provision for income taxes is generally calculated using an estimated annual effective tax rate applied to year-to-date ordinary income in accordance with ASC 740, *Income Taxes*.

Non-controlling Interests

Non-controlling interests in consolidated entities represent the component of equity in consolidated entities held by third-party investors. These interests are adjusted for general partner allocations which occur during the reporting period. Any change in ownership of a subsidiary while the controlling financial interest is retained is accounted for as an equity transaction between

The Carlyle Group Inc.
Notes to the Condensed Consolidated Financial Statements
(Unaudited)

the controlling and non-controlling interests. Transaction costs incurred in connection with such changes in ownership of a subsidiary are recorded as a direct charge to equity.

Earnings Per Common Share

The Company computes earnings per common share in accordance with ASC 260, *Earnings Per Share*. Basic earnings per common share is calculated by dividing net income (loss) attributable to the common shares of the Company by the weighted-average number of common shares outstanding for the period. Diluted earnings per common share reflects the assumed conversion of all dilutive securities. The Company applies the treasury stock method to determine the dilutive weighted-average common shares outstanding for certain equity-based compensation awards. For certain equity-based compensation awards that contain performance or market conditions, the number of contingently issuable common shares is included in diluted earnings per common share based on the number of common shares, if any, that would be issuable under the terms of the awards if the end of the reporting period were the end of the contingency period, if the result is dilutive.

Fair Value of Financial Instruments

The underlying entities that the Company manages and invests in (and in certain cases, consolidates) are primarily investment companies which account for their investments at estimated fair value.

The fair value measurement accounting guidance under ASC 820, *Fair Value Measurement*, establishes a hierarchical disclosure framework which ranks the observability of market price inputs used in measuring financial instruments at fair value. The observability of inputs is impacted by a number of factors, including the type of financial instrument, the characteristics specific to the financial instrument and the state of the marketplace, including the existence and transparency of transactions between market participants. Financial instruments with readily available quoted prices, or for which fair value can be measured from quoted prices in active markets, will generally have a higher degree of market price observability and a lesser degree of judgment applied in determining fair value.

Financial instruments measured and reported at fair value are classified and disclosed based on the observability of inputs used in the determination of fair values, as follows:

Level I – inputs to the valuation methodology are quoted prices available in active markets for identical instruments as of the reporting date. The type of financial instruments in this category include unrestricted securities, such as equities and derivatives, listed in active markets. The Company does not adjust the quoted price for these instruments, even in situations where the Company holds a large position and a sale could reasonably impact the quoted price.

Level II – inputs to the valuation methodology are other than quoted prices in active markets, which are either directly or indirectly observable as of the reporting date. The types of financial instruments in this category include less liquid and restricted securities listed in active markets, securities traded in other than active markets, government and agency securities, and certain over-the-counter derivatives where the fair value is based on observable inputs.

Level III – inputs to the valuation methodology are unobservable and significant to overall fair value measurement. The inputs into the determination of fair value require significant management judgment or estimation. The types of financial instruments in this category include investments in privately-held entities, non-investment grade residual interests in securitizations, collateralized loan obligations, and certain over-the-counter derivatives where the fair value is based on unobservable inputs.

In certain cases, the inputs used to measure fair value may fall into different levels of the fair value hierarchy. In such cases, the determination of which category within the fair value hierarchy is appropriate for any given financial instrument is based on the lowest level of input that is significant to the fair value measurement. The Company's assessment of the significance of a particular input to the fair value measurement in its entirety requires judgment and considers factors specific to the financial instrument.

In certain cases, debt and equity securities (including corporate treasury investments) are valued on the basis of prices from an orderly transaction between market participants provided by reputable dealers or pricing services. In determining the

The Carlyle Group Inc.
Notes to the Condensed Consolidated Financial Statements
(Unaudited)

value of a particular investment, pricing services may use certain information with respect to transactions in such investments, quotations from dealers, pricing matrices, market transactions in comparable investments, and various relationships between investments.

In the absence of observable market prices, the Company values its investments and its funds' investments using valuation methodologies applied on a consistent basis. For some investments little market activity may exist. Management's determination of fair value is then based on the best information available in the circumstances and may incorporate management's own assumptions and involve a significant degree of judgment, taking into consideration a combination of internal and external factors, including the appropriate risk adjustments for non-performance and liquidity risks. Investments for which market prices are not observable include private investments in the equity and debt of operating companies and real assets, CLO investments and CLO loans payable, and fund investments. The valuation technique for each of these investments is described below:

Investments in Operating Companies and Real Assets – The fair values of private investments in operating companies and real assets are generally determined by reference to the income approach (including the discounted cash flow method and the income capitalization method) and the market approach (including the comparable publicly traded company method and the comparable transaction method). Valuations under these approaches are typically derived by reference to investment-specific inputs (such as projected cash flows, earnings before interest, taxes, depreciation and amortization (“EBITDA”), and net operating income) combined with market-based inputs (such as discount rates, EBITDA multiples and capitalization rates). In many cases, the investment-specific inputs are unaudited at the time received. Management may also adjust the market-based inputs to account for differences between the subject investment and the companies, assets or investments used to derive the market-based inputs. Adjustments to observable valuation measures are frequently made upon the initial investment to calibrate the initial investment valuation to industry observable inputs. Such adjustments are made to align the investment to observable industry inputs for differences in size, profitability, projected growth rates, geography, capital structure, and other factors as applicable. The adjustments are then reviewed with each subsequent valuation to assess how the investment has evolved relative to the observable inputs. Additionally, the investment may be subject to certain specific risks and/or development milestones which are also taken into account in the valuation assessment. Option pricing models and similar tools may also be considered but do not currently drive a significant portion of operating company or real asset valuations and are used primarily to value warrants, derivatives, certain restrictions, and other atypical investment instruments.

Credit-Oriented Investments – The fair values of credit-oriented investments (including corporate treasury investments) are generally determined on the basis of prices between market participants provided by reputable dealers or pricing services. In determining the value of a particular investment, pricing services may use certain information with respect to transactions in such investments, quotations from dealers, pricing matrices, market transactions in comparable investments, and various relationships between investments. Specifically, for investments in distressed debt and corporate loans and bonds, the fair values are generally determined by valuations of comparable investments. In some instances, the Company may utilize other valuation techniques, including the discounted cash flow method.

CLO Investments and CLO Loans Payable – The Company measures the financial liabilities of its consolidated CLOs based on the fair value of the financial assets of its consolidated CLOs, as the Company believes the fair value of the financial assets are more observable. The fair values of the CLO loan and bond assets are primarily based on quotations from reputable dealers or relevant pricing services. In situations where valuation quotations are unavailable, the assets are valued based on similar securities, market index changes, and other factors. The Company performs certain procedures to ensure the reliability of the quotations from pricing services for its CLO assets and CLO structured asset positions, which generally includes corroborating prices with a discounted cash flow analysis. Generally, the loan and bond assets of the CLOs are not publicly traded and are classified as Level III. The fair values of the CLO structured asset positions are determined based on both discounted cash flow analyses and third-party quotes. Those analyses consider the position size, liquidity, current financial condition of the CLOs, the third-party financing environment, reinvestment rates, recovery lags, discount rates, and default forecasts and are compared to broker quotations from market makers and third-party dealers.

The Company measures the CLO loan payables held by third-party beneficial interest holders on the basis of the fair value of the financial assets of the CLO and the beneficial interests held by the Company. The Company continues to

The Carlyle Group Inc.
Notes to the Condensed Consolidated Financial Statements
(Unaudited)

measure the CLO loans payable that it holds at fair value based on relevant pricing services or discounted cash flow analyses, as described above.

Fund Investments – The Company’s primary and secondary investments in external funds are generally valued as its proportionate share of the most recent net asset value provided by the third-party general partners of the underlying fund partnerships, adjusted for subsequent cash flows received from or distributed to the underlying fund partnerships. The Company also adjusts for any changes in the market prices of public securities held by the underlying fund partnerships and may also apply a market adjustment to reflect the estimated change in the fair value of the underlying fund partnerships’ non-public investments from the date of the most recent net asset value provided by the third-party general partners.

Investment professionals with responsibility for the underlying investments are responsible for preparing the investment valuations pursuant to the policies, methodologies, and templates prepared by the Company’s valuation group, which is a team made up of dedicated valuation professionals reporting to the Company’s Chief Accounting Officer. The valuation group is responsible for maintaining the Company’s valuation policy and related guidance, templates, and systems that are designed to be consistent with the guidance found in ASC 820. These valuations, inputs, and preliminary conclusions are reviewed by the fund management teams. The valuations are then reviewed and approved by the respective fund valuation subcommittees, which include the respective fund head(s), segment head, Chief Financial Officer, and Chief Accounting Officer, as well as members of the valuation group. The valuation group compiles the aggregate results and significant matters and presents them for review and approval by the global valuation committee, which includes, among others, the Company’s Chief Financial Officer, Chief Accounting Officer, and the business segment heads, and is observed by the Chief Compliance Officer, the Chief Audit Executive, the Chief Risk Officer, the Company’s Audit Committee, and others. Additionally, each quarter a sample of valuations are reviewed by external valuation firms. Valuations of the funds’ investments are used in the calculation of accrued performance allocations.

Investments, at Fair Value

Investments include (i) the Company’s ownership interests (typically general partner interests) in the Funds, including the Company’s investment in Fortitude held through Carlyle FRL (which are accounted for as equity method investments), (ii) the Company’s investment in NGP (which is accounted for as an equity method investment), (iii) the investments held by the Consolidated Funds (which are presented at fair value in the Company’s condensed consolidated financial statements), and (iv) certain credit-oriented investments, including investments in the CLOs and the common shares of Carlyle Secured Lending, Inc. (“CGBD,” see Note 4, Investments, to this Quarterly Report on Form 10-Q and Note 9, Related Party Transactions, to our Annual Report on Form 10-K for the year ended December 31, 2025 for more information), which are accounted for as trading securities.

Upon the sale of a security or other investment, the realized net gain or loss is computed on a weighted average cost basis, with the exception of the investments held by the CLOs, which compute the realized net gain or loss on a first in, first out basis. Securities transactions are recorded on a trade date basis.

Equity Method Investments

The Company accounts for all investments in which it has or is otherwise presumed to have significant influence, including investments in unconsolidated investment funds and the Company’s investment in NGP, using the equity method of accounting. The carrying value of equity method investments is determined based on amounts invested by the Company, adjusted for the equity in earnings or losses of the investee (including performance allocations) allocated based on the respective partnership agreement, less distributions received. The Company evaluates its equity method investments for impairment whenever events or changes in circumstances indicate that the carrying amounts of such investments may not be recoverable.

Cash and Cash Equivalents

Cash and cash equivalents include cash held at banks and cash held for distributions, including investments with original maturities of less than three months when purchased. The Company is subject to credit risk should a financial institution be unable to fulfil its obligations and if balances held at a financial institution exceed insured limits.

The Carlyle Group Inc.
Notes to the Condensed Consolidated Financial Statements
(Unaudited)

Cash and Cash Equivalents Held at Consolidated Funds

Cash and cash equivalents held at Consolidated Funds consists of cash and cash equivalents held by the Consolidated Funds, which, although not legally restricted, is not available to fund the general liquidity needs of the Company.

Restricted Cash

Restricted cash primarily represents cash held by the Company's foreign subsidiaries due to certain government regulatory capital requirements as well as certain amounts held on behalf of Carlyle funds. As of March 31, 2026 and December 31, 2025, the Company held restricted cash of \$9.5 million and \$3.4 million, respectively, which are included in Deposits and other in the condensed consolidated balance sheets.

Corporate Treasury Investments

Corporate treasury investments represent investments in U.S. Treasury and government agency obligations, commercial paper, certificates of deposit, other investment grade securities and other investments with original maturities of greater than three months when purchased. These investments are accounted for as trading securities in which changes in the fair value of each investment are recorded through investment income (loss). Any interest earned on debt investments is recorded through interest and other income.

Derivative Instruments

The Company uses derivative instruments primarily to reduce its exposure to changes in foreign currency exchange rates. Derivative instruments are recognized at fair value in the condensed consolidated balance sheets with changes in fair value recognized in the condensed consolidated statements of operations for all derivatives not designated as hedging instruments.

Securities Sold Under Agreements to Repurchase

As it relates to certain European CLOs sponsored by the Company, securities sold under agreements to repurchase ("Repurchase Agreements") are accounted for as collateralized financing transactions. The Company provides securities to counterparties to collateralize amounts borrowed under Repurchase Agreements on terms that permit the counterparties to repledge or resell the securities to others. As of March 31, 2026, \$337.2 million of securities were transferred to counterparties under Repurchase Agreements and are included within investments in the condensed consolidated balance sheets. Cash received under Repurchase Agreements is recognized as a liability within debt obligations in the condensed consolidated balance sheets. See Note 5, Borrowings, for additional information.

Fixed Assets

Fixed assets consist of furniture, fixtures and equipment, leasehold improvements, computer hardware and software, and fractional shares in corporate aircraft, and are stated at cost, less accumulated depreciation and amortization. Depreciation is recognized on a straight-line method over the assets' estimated useful lives, which for leasehold improvements are the lesser of the lease terms or the life of the asset, and three to seven years for other fixed assets. Fixed assets are reviewed for impairment whenever events or changes in circumstances indicate that the carrying amount of an asset may not be recoverable.

Leases

The Company accounts for its leases in accordance with ASC 842, *Leases*, and recognizes a lease liability and right-of-use ("ROU") asset in the condensed consolidated balance sheets for contracts that it determines are leases or contain a lease. The Company's leases primarily consist of operating leases for office space in various countries around the world. The Company also has operating leases for office equipment and vehicles, which are not significant. The Company does not separate non-lease components from lease components for its office space and equipment operating leases and instead accounts for each separate lease component and its associated non-lease component as a single lease component. ROU assets represent the Company's right to use an underlying asset for the lease term and lease liabilities represent the Company's obligation to make lease payments arising from the leases. The Company's ROU assets and lease liabilities are recognized at lease commencement based on the present value of lease payments over the lease term. Lease ROU assets include initial direct costs incurred by the Company and are presented net of deferred rent and lease incentives. Absent an implicit interest rate in the

The Carlyle Group Inc.
Notes to the Condensed Consolidated Financial Statements
(Unaudited)

lease, the Company uses its incremental borrowing rate, adjusted for the effects of collateralization, based on the information available at commencement in determining the present value of lease payments. The Company's lease terms may include options to extend or terminate the lease when it is reasonably certain that the Company will exercise those options. Lease expense for lease payments is recognized on a straight-line basis over the lease term. Lease ROU assets are reviewed for impairment whenever events or changes in circumstances indicate that the carrying amount of the asset may not be recoverable.

The Company does not recognize a lease liability or ROU asset on the balance sheet for short-term leases. Instead, the Company recognizes short-term lease payments as an expense on a straight-line basis over the lease term. A short-term lease is defined as a lease that, at the commencement date, has a lease term of 12 months or less and does not include an option to purchase the underlying asset that the lessee is reasonably certain to exercise. When determining whether a lease qualifies as a short-term lease, the Company evaluates the lease term and the purchase option in the same manner as all other leases.

In 2026, the Company entered into an operating lease agreement for office space in New York City, which has a term of 10 years and is expected to commence during 2028. The total contractual minimum lease payments over the term of the lease is approximately \$255 million. The related ROU asset and operating lease liability will be recorded on the lease commencement date and are not reflected on the Company's condensed consolidated balance sheets as of March 31, 2026.

Intangible Assets and Goodwill

The Company's intangible assets consist of acquired contractual rights to earn future fee income, including management and advisory fees, customer relationships, and acquired trademarks. Finite-lived intangible assets are amortized over their estimated useful lives, which range from four to eight years, and are reviewed for impairment whenever events or changes in circumstances indicate that the carrying amount of the asset may not be recoverable. Intangible asset amortization expense was \$32.8 million and \$32.6 million for the three months ended March 31, 2026 and 2025, respectively, and is included in general, administrative, and other expenses in the condensed consolidated statements of operations. Certain intangible assets are held by entities of which the functional currency is not the U.S. dollar. Any corresponding currency translation is recorded in accumulated other comprehensive income (loss).

Goodwill represents the excess of cost over the identifiable net assets of businesses acquired and is recorded in the functional currency of the acquired entity. Goodwill is recognized as an asset and is reviewed for impairment annually as of October 1 and between annual tests when events and circumstances indicate that impairment may have occurred.

The Company recorded no impairment losses of intangible assets or goodwill during the three months ended March 31, 2026 and 2025.

Deferred Revenue

Deferred revenue represents management fees and other revenue received prior to the balance sheet date, which has not yet been earned. Deferred revenue also includes transaction and portfolio advisory fees received by the Company that are required to offset fund management fees pursuant to the related fund agreements.

Accumulated Other Comprehensive Income (Loss)

The Company's accumulated other comprehensive income (loss) comprise foreign currency translation adjustments and gains and losses on defined benefit plans sponsored by AlpInvest. The components of accumulated other comprehensive income (loss) as of March 31, 2026 and December 31, 2025 were as follows:

	<u>As of</u>	
	<u>March 31, 2026</u>	<u>December 31, 2025</u>
	(Dollars in millions)	
Currency translation adjustments	\$ (182.8)	\$ (172.7)
Unrealized losses on defined benefit plans	1.6	2.5
Total	<u>\$ (181.2)</u>	<u>\$ (170.2)</u>

The Carlyle Group Inc.
Notes to the Condensed Consolidated Financial Statements
(Unaudited)

Foreign Currency Translation

Non-U.S. dollar denominated assets and liabilities are remeasured at period-end rates of exchange, and the condensed consolidated statements of operations are remeasured at rates of exchange in effect throughout the period. Foreign currency gains (losses) resulting from transactions outside of the functional currency of an entity of \$4.0 million and \$(4.3) million for the three months ended March 31, 2026 and 2025, respectively, are included in general, administrative and other expenses in the condensed consolidated statements of operations.

Recent Accounting Pronouncements

The Company considers the applicability and impact of all accounting standard updates (“ASU”) issued by the Financial Accounting Standards Board (“FASB”). ASUs not listed below were assessed and either determined to be not applicable or expected to have minimal impact on the Company’s condensed consolidated financial statements.

In November 2024, the FASB issued ASU 2024-03, *Disaggregation of Income Statement Expenses*, which requires disaggregated disclosures of certain categories of expenses on an annual and interim basis including employee compensation, depreciation, and intangible asset amortization for each income statement line item that contains those expenses. The guidance is effective for annual periods beginning after December 15, 2026 and interim periods beginning after December 15, 2027. The Company is currently evaluating the impact of adopting this guidance on its condensed consolidated financial statements.

In September 2025, the FASB issued ASU 2025-06, *Targeted Improvements to the Accounting for Internal-Use Software*, which clarifies the threshold for capitalizing internal-use software costs to be based on when (i) management has authorized and committed to funding the software project and (ii) it is probable that the project will be completed and the software will be used to perform the function intended. The guidance is effective for annual periods beginning after December 15, 2027 and interim periods within those annual reporting periods. Early adoption is permitted, and the amendments in this update may be applied on a prospective, retrospective or modified basis. The Company is currently evaluating the impact of adopting this guidance on its condensed consolidated financial statements.

3. Fair Value Measurement

The following table summarizes the Company’s assets and liabilities measured at fair value on a recurring basis by the fair value hierarchy levels as disclosed in Note 2, Summary of Significant Accounting Policies, as of March 31, 2026:

<i>(Dollars in millions)</i>	<u>Level I</u>	<u>Level II</u>	<u>Level III</u>	<u>Total</u>
Assets				
Investments of Consolidated Funds ⁽¹⁾ :				
Equity securities ⁽²⁾	\$ 73.7	\$ 16.4	\$ 875.5	\$ 965.6
Bonds	—	—	756.2	756.2
Loans	—	—	10,214.7	10,214.7
	<u>73.7</u>	<u>16.4</u>	<u>11,846.4</u>	<u>11,936.5</u>
Investments in CLOs and other:				
Investments in CLOs	—	—	309.9	309.9
Other investments ⁽³⁾	89.7	20.3	91.0	201.0
	<u>89.7</u>	<u>20.3</u>	<u>400.9</u>	<u>510.9</u>
Foreign currency forward contracts	—	0.4	—	0.4
Subtotal	<u>\$ 163.4</u>	<u>\$ 37.1</u>	<u>\$ 12,247.3</u>	<u>\$ 12,447.8</u>
Investments measured at net asset value				<u>2,396.6</u>
Total				<u>\$ 14,844.4</u>
Liabilities				
Loans payable of Consolidated Funds ⁽⁴⁾⁽⁵⁾	\$ —	\$ —	\$ 10,156.7	\$ 10,156.7
Foreign currency forward contracts	—	3.7	—	3.7
Total	<u>\$ —</u>	<u>\$ 3.7</u>	<u>\$ 10,156.7</u>	<u>\$ 10,160.4</u>

The Carlyle Group Inc.
Notes to the Condensed Consolidated Financial Statements
(Unaudited)

- (1) This balance excludes \$2.4 billion of Investments of Consolidated Funds that are included in Investments measured at net asset value, which relate to certain consolidated investment fund of funds in the Company's Carlyle AlInvest segment.
- (2) This balance includes \$726.4 million related to investments that have been bridged by a subsidiary of the Company to investment funds and are accounted for as consolidated VIEs as of March 31, 2026. The Company's subsidiary, which is accounted for as a consolidated VIE, has entered into warehouse agreements with certain funds to transfer certain of these investments at a price agreed upon by the parties, which may differ from fair value.
- (3) The Level III balance excludes \$98.3 million related to four corporate investments in equity securities which the Company has elected to account for under the measurement alternative for equity securities without readily determinable fair values pursuant to ASC 321, *Investments—Equity Securities*. As a non-recurring fair value measurement, the fair value of these equity securities is excluded from the tabular Level III rollforward disclosures.
- (4) Senior and subordinated notes issued by CLO vehicles are valued based on the more observable fair value of the CLO financial assets, less (i) the fair value of any beneficial interest held by the Company and (ii) the carrying value of any beneficial interests that represent compensation for services.
- (5) Loans payable of Consolidated Funds balance excludes \$940.9 million of senior notes measured at amortized cost and a \$51.0 million revolving credit balance, which relate to certain consolidated investment fund of funds in the Company's Carlyle AlInvest segment.

The following table summarizes the Company's assets and liabilities measured at fair value on a recurring basis by the above fair value hierarchy levels as of December 31, 2025:

<i>(Dollars in millions)</i>	Level I	Level II	Level III	Total
Assets				
Investments of Consolidated Funds ⁽¹⁾ :				
Equity securities ⁽²⁾	\$ 132.0	\$ 18.2	\$ 1,094.8	\$ 1,245.0
Bonds	—	—	691.2	691.2
Loans	—	—	9,249.8	9,249.8
	132.0	18.2	11,035.8	11,186.0
Investments in CLOs and other:				
Investments in CLOs	—	—	349.0	349.0
Other investments ⁽³⁾	112.0	20.9	94.6	227.5
	112.0	20.9	443.6	576.5
Foreign currency forward contracts	—	4.8	—	4.8
Subtotal	\$ 244.0	\$ 43.9	\$ 11,479.4	\$ 11,767.3
Investments measured at net asset value				1,340.6
Total				<u>\$ 13,107.9</u>
Liabilities				
Loans payable of Consolidated Funds ⁽⁴⁾⁽⁵⁾	\$ —	\$ —	\$ 9,423.1	\$ 9,423.1
Foreign currency forward contracts	—	4.4	—	4.4
Total	<u>\$ —</u>	<u>\$ 4.4</u>	<u>\$ 9,423.1</u>	<u>\$ 9,427.5</u>

- (1) This balance excludes \$1.3 billion of Investments of Consolidated Funds that are included in Investments measured at net asset value, which relate to certain consolidated investment fund of funds in the Company's Carlyle AlInvest segment.
- (2) This balance includes \$989.4 million related to investments that have been bridged by a subsidiary of the Company to investment funds and are accounted for as consolidated VIEs as of December 31, 2025. The Company's subsidiary, which is accounted for as a consolidated VIE, has entered into warehouse agreements with certain funds to transfer certain of these investments at a price agreed upon by the parties, which may differ from fair value.
- (3) The Level III balance excludes \$63.0 million related to three corporate investments in equity securities which the Company has elected to account for under the measurement alternative for equity securities without readily determinable fair values pursuant to ASC 321, *Investments—Equity Securities*. As a non-recurring fair value measurement, the fair value of these equity securities is excluded from the tabular Level III rollforward disclosures.
- (4) Senior and subordinated notes issued by CLO vehicles are valued based on the more observable fair value of the CLO financial assets, less (i) the fair value of any beneficial interests held by the Company and (ii) the carrying value of any beneficial interests that represent compensation for services.
- (5) Loans payable of Consolidated Funds balance excludes a \$939.4 million of senior notes measured at amortized cost and a \$63.0 million revolving credit balance, which relate to certain consolidated investment fund of funds in the Company's Carlyle AlInvest segment.

The Carlyle Group Inc.
Notes to the Condensed Consolidated Financial Statements
(Unaudited)

The changes in financial instruments measured at fair value for which the Company has used Level III inputs to determine fair value are as follows (Dollars in millions):

Financial Assets						
Three Months Ended March 31, 2026						
Investments of Consolidated Funds						
	Equity securities	Bonds	Loans	Investments in CLOs	Other investments	Total
Balance, beginning of period	\$ 1,094.8	\$ 691.2	\$ 9,249.8	\$ 349.0	\$ 94.6	\$ 11,479.4
Initial consolidation of funds ⁽¹⁾	0.1	17.5	361.7	—	—	379.3
Purchases	45.5	161.3	2,642.9	1.0	—	2,850.7
Sales and distributions	(261.1)	(94.4)	(1,339.7)	(34.2)	(2.8)	(1,732.2)
Settlements	—	—	(439.2)	—	—	(439.2)
Realized and unrealized gains (losses), net						
Included in earnings	(3.8)	(9.8)	(205.5)	(0.8)	(0.8)	(220.7)
Included in other comprehensive income	—	(9.6)	(55.3)	(5.1)	—	(70.0)
Balance, end of period	<u>\$ 875.5</u>	<u>\$ 756.2</u>	<u>\$ 10,214.7</u>	<u>\$ 309.9</u>	<u>\$ 91.0</u>	<u>\$ 12,247.3</u>
Changes in unrealized gains (losses) included in earnings related to financial assets still held at the reporting date	\$ (9.2)	\$ (7.5)	\$ (200.1)	\$ (3.9)	\$ (0.7)	\$ (221.4)
Changes in unrealized gains (losses) included in other comprehensive income related to financial assets still held at the reporting date	\$ —	\$ (8.2)	\$ (50.5)	\$ (5.3)	\$ —	\$ (64.0)

(1) As a result of the initial consolidation of two funds during the three months ended March 31, 2026.

Financial Assets						
Three Months Ended March 31, 2025						
Investments of Consolidated Funds						
	Equity securities	Bonds	Loans	Investments in CLOs	Other investments	Total
Balance, beginning of period	\$ 572.0	\$ 465.1	\$ 6,431.4	\$ 378.9	\$ 85.1	\$ 7,932.5
Initial consolidation of funds ⁽¹⁾	—	24.0	167.9	1.0	—	192.9
Transfers out ⁽²⁾	—	—	—	—	(50.4)	(50.4)
Purchases	253.2	56.4	2,225.3	1.1	37.8	2,573.8
Sales and distributions	(9.0)	(72.6)	(943.9)	(36.2)	(11.2)	(1,072.9)
Settlements	—	—	(358.9)	—	—	(358.9)
Realized and unrealized gains (losses), net						
Included in earnings	5.5	4.5	(10.9)	12.0	2.4	13.5
Included in other comprehensive income	—	18.4	121.7	8.7	—	148.8
Balance, end of period	<u>\$ 821.7</u>	<u>\$ 495.8</u>	<u>\$ 7,632.6</u>	<u>\$ 365.5</u>	<u>\$ 63.7</u>	<u>\$ 9,379.3</u>
Changes in unrealized gains (losses) included in earnings related to financial assets still held at the reporting date	\$ 4.8	\$ 4.2	\$ 0.6	\$ 10.2	\$ 5.1	\$ 24.9
Changes in unrealized gains (losses) included in other comprehensive income related to financial assets still held at the reporting date	\$ —	\$ 15.5	\$ 109.4	\$ 9.7	\$ —	\$ 134.6

(1) As a result of the initial consolidation of one fund during the three months ended March 31, 2025.

(2) Represents the exchange of the BDC Preferred Shares, which were valued using Level III inputs, for common shares of CGBD, which were valued using Level I inputs. See Note 9, Related Party Transactions, to our Annual Report on Form 10-K for the year ended December 31, 2025 for more information.

The Carlyle Group Inc.
Notes to the Condensed Consolidated Financial Statements
(Unaudited)

	Financial Liabilities	
	Loans Payable of Consolidated Funds	
	Three Months Ended March 31,	
	2026	2025
Balance, beginning of period	\$ 9,423.1	\$ 6,809.1
Initial consolidation of funds ⁽¹⁾	388.4	193.8
Borrowings	1,647.1	782.1
Paydowns	(486.9)	(242.1)
Sales	(569.4)	(6.5)
Realized and unrealized (gains) losses, net		
Included in earnings	(184.2)	1.2
Included in other comprehensive income	(61.4)	142.7
Balance, end of period	<u>\$ 10,156.7</u>	<u>\$ 7,680.3</u>
Changes in unrealized (gains) losses included in earnings related to financial liabilities still held at the reporting date	\$ (166.4)	\$ 10.0
Changes in unrealized (gains) losses included in other comprehensive income related to financial liabilities still held at the reporting date	\$ (68.5)	\$ 133.5

- (1) As a result of the initial consolidation of two funds during the three months ended March 31, 2026, and the initial consolidation of one fund during the three months ended March 31, 2025.

Realized and unrealized gains and losses included in earnings for Level III investments for investments in CLOs and other investments are included in investment income (loss), and such gains and losses for investments of Consolidated Funds and loans payable of the Consolidated Funds are included in Net investment income of Consolidated Funds in the condensed consolidated statements of operations.

Gains and losses included in other comprehensive income for all Level III financial asset and liabilities are included in accumulated other comprehensive loss and non-controlling interests in consolidated entities.

The following table summarizes quantitative information about the Company's Level III inputs as of March 31, 2026:

The Carlyle Group Inc.
Notes to the Condensed Consolidated Financial Statements
(Unaudited)

<i>(Dollars in millions)</i>	Fair Value at March 31, 2026	Valuation Technique(s)	Unobservable Input(s)	Range (Weighted Average)	Impact to Valuation from Increase in Input
Assets					
Investments of Consolidated Funds:					
Equity securities	\$ 2.9	Consensus Pricing	Indicative Quotes (\$ per share)	0.00 - 547.56 (0.40)	Higher
	499.9	Discounted Cash Flow	Discount Rates	6% - 18% (11%)	Lower
			Terminal Growth Rate	2% - 11% (3%)	Higher
		Comparable Multiple	EBITDA Multiple	1.5x - 22.0x (11.4x)	Higher
			Revenue Multiple	2.7x - 9.0x (6.4x)	Higher
	231.0	Discounted Cash Flow	Discount Rates	7% - 27% (14%)	Lower
			Constant Prepayment Rate	6% - 16% (8%)	Lower
			Constant Default Rate	0% - 6% (1%)	Lower
			Recovery Rate	20% - 40% (31%)	Higher
	141.7	Other ⁽¹⁾	N/A	N/A	N/A
Bonds	756.2	Consensus Pricing	Indicative Quotes (% of Par)	70 - 102 (96)	Higher
Loans	9,945.4	Consensus Pricing	Indicative Quotes (% of Par)	0 - 101 (96)	Higher
	267.6	Discounted Cash Flow	Discount Rates	0% - 18% (10%)	Lower
			Constant Prepayment Rate	11% - 11% (11%)	Lower
			Constant Default Rate	2% - 4% (2%)	Lower
			Severity	75% - 75% (75%)	Higher
	1.7	Other ⁽¹⁾	N/A	N/A	N/A
	11,846.4				
Investments in CLOs:					
Senior secured notes	275.4	Consensus Pricing with Discounted Cash Flow	Indicative Quotes (% of Par)	83 - 101 (100)	Higher
			Discount Margins (Basis Points)	90 - 1,300 (209)	Lower
			Default Rates	2% - 2% (2%)	Lower
			Recovery Rates	60% - 60% (60%)	Higher
Subordinated notes and preferred shares	34.5	Consensus Pricing with Discounted Cash Flow	Indicative Quotes (% of Par)	1 - 82 (30)	Higher
			Discount Rates	8% - 22% (13%)	Lower
			Default Rates	1% - 2% (2%)	Lower
			Recovery Rates	60% - 60% (60%)	Higher
Other investments:					
Aviation subordinated notes	6.9	Discounted Cash Flow	Discount Rates	21% - 21% (21%)	Lower
Loans	83.7	Consensus Pricing with Discounted Cash Flow	Indicative Quotes (% of Par)	100 - 100 (100)	Higher
			Discount Rates	1% - 21% (9%)	Lower
	0.4	Other ⁽¹⁾	N/A	N/A	N/A
Total	<u>\$ 12,247.3</u>				
Liabilities					
Loans payable of Consolidated Funds:					
Senior secured notes	\$ 9,820.3	Other ⁽²⁾	N/A	N/A	N/A
Subordinated notes and preferred shares	336.4	Consensus Pricing with Discounted Cash Flow	Indicative Quotes (% of Par)	3 - 84 (61)	Higher
			Discount Rates	9% - 16% (12%)	Lower
			Default Rates	1% - 2% (2%)	Lower
			Recovery Rates	60% - 60% (60%)	Higher
Total	<u>\$ 10,156.7</u>				

The Carlyle Group Inc.
Notes to the Condensed Consolidated Financial Statements
(Unaudited)

- (1) Fair value approximates transaction price that was in close proximity to the reporting date.
- (2) Senior and subordinated notes issued by CLO vehicles are classified based on the more observable fair value of the CLO financial assets, less (i) the fair value of any beneficial interests held by the Company and (ii) the carrying value of any beneficial interests that represent compensation for services.

The Carlyle Group Inc.
Notes to the Condensed Consolidated Financial Statements
(Unaudited)

The following table summarizes quantitative information about the Company's Level III inputs as of December 31, 2025:

<i>(Dollars in millions)</i>	Fair Value at December 31, 2025	Valuation Technique(s)	Unobservable Input(s)	Range (Weighted Average)	Impact to Valuation from Increase in Input
Assets					
Investments of Consolidated Funds:					
Equity securities	\$ 1.4	Consensus Pricing	Indicative Quotes (\$ per share)	0.00 - 20.38 (0.19)	Higher
	789.2	Discounted Cash Flow	Discount Rates	7% - 19% (11%)	Lower
			Terminal Growth Rate	1% - 11% (4%)	Higher
		Comparable Multiple	EBITDA Multiple	1.5x - 23.8x (12.0x)	Higher
			Revenue Multiple	2.8x - 2.8x (2.8x)	Higher
			TCF Multiple	22.3x - 22.3x (22.3x)	Higher
	112.3	Discounted Cash Flow	Discount Rates	7% - 20% (12%)	Lower
			Constant Prepayment Rate	6% - 16% (9%)	Lower
			Constant Default Rate	0% - 6% (1%)	Lower
			Recovery Rate	0% - 40% (21%)	Higher
	191.9	Other ⁽¹⁾	N/A	N/A	N/A
Bonds	691.2	Consensus Pricing	Indicative Quotes (% of Par)	12 - 106 (96)	Higher
Loans	9,028.5	Consensus Pricing	Indicative Quotes (% of Par)	0 - 101 (98)	Higher
	216.0	Discounted Cash Flow	Discount Rates	6% - 16% (9%)	Lower
	3.5	Discounted Cash Flow	Discount Rates	14% - 14% (14%)	Lower
			Constant Prepayment Rate	8% - 14% (11%)	Lower
			Constant Default Rate	2% - 2% (2%)	Lower
Other	1.8	Other ⁽¹⁾	N/A	N/A	N/A
	<u>11,035.8</u>				
Investments in CLOs					
Senior secured notes	303.3	Discounted Cash Flow with Consensus Pricing	Indicative Quotes (% of Par)	92 - 101 (100)	Higher
			Discount Margins (Basis Points)	80 - 1,060 (204)	Lower
			Default Rates	2% - 2% (2%)	Lower
			Recovery Rates	60% - 60% (60%)	Higher
Subordinated notes and preferred shares	45.7	Discounted Cash Flow with Consensus Pricing	Indicative Quotes (% of Par)	0 - 87 (38)	Higher
			Discount Rate	0% - 31% (10%)	Lower
			Default Rates	1% - 2% (2%)	Lower
			Recovery Rates	60% - 60% (60%)	Higher
Other investments:					
Aviation subordinated notes	7.5	Discounted Cash Flow	Discount Rates	21% - 21% (21%)	Lower
Loans	37.6	Discounted Cash Flow	Discount Rates	6% - 10% (9%)	Lower
		Consensus Pricing	Indicative Quotes (% of Par)	100 - 100 (100)	Higher
	49.5	Other ⁽¹⁾	N/A	N/A	N/A
Total	<u>\$ 11,479.4</u>				
Liabilities					
Loans payable of Consolidated Funds:					
Senior secured notes	\$ 9,032.2	Other ⁽²⁾	N/A	N/A	N/A
Subordinated notes and preferred shares	390.9	Discounted Cash Flow with Consensus Pricing	Indicative Quotes (% of Par)	10 - 84 (51)	Higher
			Discount Rates	5% - 24% (9%)	Lower
			Default Rates	1% - 2% (2%)	Lower
			Recovery Rates	60% - 60% (60%)	Higher
Total	<u>\$ 9,423.1</u>				

The Carlyle Group Inc.
Notes to the Condensed Consolidated Financial Statements
(Unaudited)

- (1) Fair value approximates transaction price that was in close proximity to the reporting date.
- (2) Senior and subordinated notes issued by CLO vehicles are classified based on the more observable fair value of the CLO financial assets, less (i) the fair value of any beneficial interests held by the Company and (ii) the carrying value of any beneficial interests that represent compensation for services.

4. Investments

Investments consist of the following:

	As of	
	March 31, 2026	December 31, 2025
	(Dollars in millions)	
Accrued performance allocations	\$ 6,865.4	\$ 7,620.3
Principal equity method investments, excluding performance allocations	2,982.3	2,879.5
Principal investments in CLOs	309.9	349.0
Other investments	307.7	303.9
Total	\$ 10,465.3	\$ 11,152.7

Accrued Performance Allocations

The components of accrued performance allocations are as follows:

	As of	
	March 31, 2026	December 31, 2025
	(Dollars in millions)	
Global Private Equity	\$ 4,324.3	\$ 5,021.1
Global Credit	740.2	724.6
Carlyle AlInvest	1,800.9	1,874.6
Total	\$ 6,865.4	\$ 7,620.3

Approximately 16% and 24% of accrued performance allocations at March 31, 2026 and December 31, 2025, respectively, were related to Carlyle Partners VII, L.P., one of the Company's Global Private Equity funds.

Accrued performance allocations are shown gross of the Company's accrued performance allocations and incentive fee related compensation (see Note 6, Accrued Compensation and Benefits), and accrued giveback obligations, which are separately presented in the condensed consolidated balance sheets. The components of the accrued giveback obligations are as follows:

	As of	
	March 31, 2026	December 31, 2025
	(Dollars in millions)	
Global Private Equity	\$ (76.5)	\$ (47.3)
Global Credit	(25.5)	(25.5)
Total	\$ (102.0)	\$ (72.8)

Principal Equity Method Investments, Excluding Performance Allocations

The Company's principal equity method investments (excluding performance allocations) include its fund investments in Global Private Equity, Global Credit, and Carlyle AlInvest typically as general partner interests, and its investments in Fortitude through a Carlyle-affiliated fund (included within Global Credit) and NGP (included within Global Private Equity), which are not consolidated. Principal investments are related to the following segments:

The Carlyle Group Inc.
Notes to the Condensed Consolidated Financial Statements
(Unaudited)

	As of	
	March 31, 2026	December 31, 2025
	(Dollars in millions)	
Global Private Equity ⁽¹⁾	\$ 1,434.7	\$ 1,384.4
Global Credit ⁽²⁾	1,120.3	1,151.9
Carlyle AlpInvest	427.3	343.2
Total	<u>\$ 2,982.3</u>	<u>\$ 2,879.5</u>

- (1) The balance includes \$652.4 million and \$616.0 million as of March 31, 2026 and December 31, 2025, respectively, related to the Company's equity method investments in NGP.
- (2) The balance includes \$729.2 million and \$722.4 million as of March 31, 2026 and December 31, 2025, respectively, related to the Company's investment in Fortitude.

Investment in Fortitude

Carlyle FRL, L.P. ("Carlyle FRL"), a Carlyle-affiliated investment fund, holds a 38.5% interest in Fortitude Holdings to FGH Parent, L.P. ("FGH Parent" or "Fortitude"), an insurance and reinsurance company. The Company indirectly owns 10.5% of Fortitude, and Carlyle FRL and other strategic third-party investors collectively hold a 97.5% interest in Fortitude. As of March 31, 2026, the carrying value of the Company's investment in Carlyle FRL, which is an investment company that accounts for its investment in Fortitude at fair value, was \$729.2 million, relative to equity invested of \$666.8 million.

The Company has an asset management relationship with Fortitude pursuant to which Fortitude committed to allocate assets in asset management strategies and vehicles of the Company and its affiliates. As of March 31, 2026, Fortitude, its affiliates and certain Fortitude reinsurance counterparties have committed approximately \$25.2 billion of capital to-date to various Carlyle strategies. The Company has a strategic advisory services agreement in place with certain subsidiaries of Fortitude through Carlyle Insurance Solutions Management L.L.C. ("CISM"), an investment adviser. Under the agreement, CISM provides Fortitude with certain services, including business development and growth, transaction origination and execution, and capital management services in exchange for a recurring management fee based on Fortitude's general account assets, which adjusts within an agreed range based on Fortitude's overall profitability.

Investment in NGP

The Company has equity interests in NGP Management Company, L.L.C. ("NGP Management"), the general partners of certain carry funds advised by NGP, and principal investments in certain NGP funds as described below. These investments are included in the Global Private Equity segment. NGP Management serves as the investment advisor to the NGP Energy Funds. The Company does not control NGP and accounts for its investments in NGP under the equity method of accounting.

The Company's investments in NGP as of March 31, 2026 and December 31, 2025 are as follows:

	As of	
	March 31, 2026	December 31, 2025
	(Dollars in millions)	
Investment in NGP Management	\$ 238.7	\$ 247.4
Investments in NGP general partners - accrued performance allocations	368.0	326.2
Principal investments in NGP funds	45.7	42.4
Total investments in NGP	<u>\$ 652.4</u>	<u>\$ 616.0</u>

See Note 4, Investments, to our Annual Report on Form 10-K for the year ended December 31, 2025 for additional information regarding the restructuring of the terms of the Company's strategic investment in NGP (the "Restructuring"). As a result of the Restructuring, the three months ended March 31, 2025 included a \$92.5 million impairment of the Company's investment in NGP Management and a \$38 million reduction in accrued performance allocations, which were recorded in Principal investment income (loss) in the condensed consolidated statements of operations and excluded from Distributable

The Carlyle Group Inc.
Notes to the Condensed Consolidated Financial Statements
(Unaudited)

Earnings, as defined in Note 14, Segment Reporting. The Company amortizes basis differences established in connection with the Restructuring as a reduction to Principal investment income over their estimated useful lives.

Investment in NGP Management. The Company's equity interests in NGP Management entitle the Company to an allocation of income equal to 55.0% of the management fee related revenues earned by existing funds prior to the Restructuring that held an initial closing after December 31, 2024, and up to 55.0% of management fee related revenues on future NGP funds subsequent to the Restructuring in the aggregate, which are based on a sliding scale, including all management fees being retained by NGP for the years 2025 through 2028 on such future NGP funds. The Company records investment income (loss) for its equity income allocation from NGP management fee related revenues and also records its share of any allocated expenses from NGP Management, as well as expenses associated with the compensatory elements of the investment, and any impairment charges. The net investment income (loss) recognized in the Company's condensed consolidated statements of operations for the three months ended March 31, 2026 and 2025 were as follows:

	Three Months Ended	
	March 31,	
	2026	2025
	(Dollars in millions)	
Management fee related revenues from NGP Management	\$ 14.1	\$ 16.1
Expenses related to the investment in NGP Management	(2.9)	(3.6)
Amortization of basis differences and impairment of investment in NGP Management	(8.8)	(92.5)
Net investment income (loss) from NGP Management	\$ 2.4	\$ (80.0)

Management fee related revenues from NGP Management were primarily driven by NGP XII, NGP XIII, and NGP XI during the three months ended March 31, 2026 and 2025. These funds calculate management fees as 1.5% of the limited partners' commitments less any return of capital or write-offs during the investment period. Following the investment period, the basis on which fund management fees are generally calculated is further reduced by a reserve for future management fees and operating costs.

Investment in the General Partners of NGP Carry Funds. The Company's investment in the general partners of the NGP Carry Funds entitle it to up to 47.5% of performance allocations received by NGP Fund general partners. The Company records its equity income allocation from NGP performance allocations in principal investment income (loss) from equity method investments rather than performance allocations in its condensed consolidated statements of operations. The Company recognized net investment earnings (losses) related to these performance allocations of \$46.5 million and \$(28.5) million for the three months ended March 31, 2026 and 2025, respectively, in its condensed consolidated statements of operations.

Principal Investments in NGP Funds. The Company also holds principal investments in the NGP Carry Funds. The Company recognized net investment earnings (losses) related to principal investment income (loss) in its condensed consolidated statements of operations of \$6.4 million and \$1.3 million for the three months ended March 31, 2026 and 2025, respectively.

Principal Investments in CLOs and Other Investments

Principal investments in CLOs as of March 31, 2026 and December 31, 2025 were \$309.9 million and \$349.0 million, respectively, and consisted of investments in CLO senior and subordinated notes. A portion of the Company's principal investments in CLOs is collateral to CLO term loans (see Note 5, Borrowings). As of March 31, 2026 and December 31, 2025, other investments included the Company's investment in common shares of CGBD at fair value of \$34.1 million and \$37.5 million, respectively.

The Carlyle Group Inc.
Notes to the Condensed Consolidated Financial Statements
(Unaudited)

Investment Income (Loss)

The components of investment income (loss) are as follows:

	Three Months Ended March 31,	
	2026	2025
(Dollars in millions)		
Performance allocations		
Realized	\$ 50.4	\$ 332.9
Unrealized	(731.5)	(110.0)
	(681.1)	222.9
Principal investment income (loss) from equity method investments (excluding performance allocations)		
Realized	22.7	(29.4)
Unrealized	53.6	(33.3)
	76.3	(62.7)
Principal investment income (loss) from investments in CLOs and other investments		
Realized	3.6	(2.0)
Unrealized	(15.5)	1.6
	(11.9)	(0.4)
Total	\$ (616.7)	\$ 159.8

The performance allocations included in revenues are derived from the following segments:

	Three Months Ended March 31,	
	2026	2025
(Dollars in millions)		
Global Private Equity	\$ (698.1)	\$ 85.0
Global Credit	36.7	79.0
Carlyle AlpInvest	(19.7)	58.9
Total	\$ (681.1)	\$ 222.9

The following tables summarize the funds that are the primary drivers of performance allocations for the three months ended March 31, 2026 and 2025, as well as the total revenue recognized, including performance allocations as well as fund management fees and principal investment income:

Three Months Ended March 31, 2026			
(Dollars in millions)			
Global Private Equity	Carlyle Partners VII, L.P.	\$	(723.1)
Three Months Ended March 31, 2025			
(Dollars in millions)			
Global Private Equity	Carlyle Partners VII, L.P.	\$	234.1
Global Private Equity	Carlyle Asia Partners V, L.P.		(227.8)

The Carlyle Group Inc.
Notes to the Condensed Consolidated Financial Statements
(Unaudited)

Carlyle's income (loss) from its principal equity method investments consists of:

	Three Months Ended March 31,	
	2026	2025
	(Dollars in millions)	
Global Private Equity	\$ 54.1	\$ (95.6)
Global Credit	11.9	19.2
Carlyle AlpInvest	10.3	13.7
Total	<u>\$ 76.3</u>	<u>\$ (62.7)</u>

Investments of Consolidated Funds

The Company consolidates the financial positions and results of operations of certain CLOs in which it is the primary beneficiary. During the three months ended March 31, 2026, the Company became the primary beneficiary of two additional CLOs. Investments in Consolidated Funds as of March 31, 2026 and December 31, 2025 also included \$726.4 million and \$989.4 million, respectively, related to investments that have been bridged by the Company to investment funds in the Global Private Equity and Carlyle AlpInvest segments that are accounted for as consolidated VIEs.

There were no individual investments with a fair value greater than five percent of the Company's total assets for any period presented.

Interest and Other Income of Consolidated Funds

The components of interest and other income of Consolidated Funds are as follows:

	Three Months Ended March 31,	
	2026	2025
	(Dollars in millions)	
Interest income from investments	\$ 161.8	\$ 123.0
Other income	17.9	10.4
Total	<u>\$ 179.7</u>	<u>\$ 133.4</u>

Net Investment Income (Loss) of Consolidated Funds

Net investment income (loss) of Consolidated Funds includes net realized gains (losses) from sales of investments and unrealized gains (losses) resulting from changes in fair value of the Consolidated Funds' investments. The components of Net investment income (loss) of Consolidated Funds are as follows:

	Three Months Ended March 31,	
	2026	2025
	(Dollars in millions)	
Gains (losses) from investments of Consolidated Funds	\$ (248.6)	\$ 7.0
Gains (losses) from liabilities of consolidated CLOs	184.2	(0.9)
Total	<u>\$ (64.4)</u>	<u>\$ 6.1</u>

The Carlyle Group Inc.
Notes to the Condensed Consolidated Financial Statements
(Unaudited)

The following table presents realized and unrealized gains (losses) earned from investments of the Consolidated Funds:

	Three Months Ended	
	March 31,	
	2026	2025
	(Dollars in millions)	
Net realized gains (losses)	\$ 0.4	\$ (0.4)
Net change in unrealized gains (losses)	(249.0)	7.4
Total	\$ (248.6)	\$ 7.0

5. Borrowings

The Company borrows and enters into credit agreements for its general operating and investment purposes. The Company's debt obligations consist of the following:

	March 31, 2026		December 31, 2025	
	Borrowing Outstanding	Carrying Value	Borrowing Outstanding	Carrying Value
	(Dollars in millions)			
CLO Borrowings (See below)	\$ 358.7	\$ 353.5	\$ 350.1	\$ 349.4
3.500% Senior Notes Due 9/19/2029	425.0	423.5	425.0	423.4
5.050% Senior Notes Due 9/19/2035	800.0	791.3	800.0	791.1
5.625% Senior Notes Due 3/30/2043	600.0	600.5	600.0	600.5
5.650% Senior Notes Due 9/15/2048	350.0	346.8	350.0	346.7
4.625% Subordinated Notes Due 5/15/2061	500.0	486.0	500.0	485.9
Total debt obligations	\$ 3,033.7	\$ 3,001.6	\$ 3,025.1	\$ 2,997.0

Senior Credit Facility

As of March 31, 2026, the senior credit facility included \$1.0 billion in a revolving credit facility, which was amended in May 2025 to extend the maturity date from April 29, 2027 to May 29, 2030. The Company's borrowing capacity is subject to the ability of the financial institutions in the banking syndicate to fulfill their respective obligations under the revolving credit facility. Principal amounts outstanding under the revolving credit facility accrue interest, at the option of the borrowers, either (a) at an alternate base rate plus an applicable margin not to exceed 0.50% per annum, or (b) at SOFR (or similar benchmark rate for non-U.S. dollar borrowings) plus a 0.10% adjustment and an applicable margin not to exceed 1.50% per annum (at March 31, 2026, the interest rate was 4.76%). The Company made no borrowings under the revolving credit facility during the three months ended March 31, 2026 and 2025, and there was no amount outstanding as of March 31, 2026.

Global Credit Revolving Credit Facility

Certain subsidiaries of the Company are parties to a revolving line of credit, primarily intended to support certain lending activities within the Global Credit segment. As currently amended, the Global Credit Revolving Credit Facility provides for a revolving line of credit with a capacity of \$300 million, which matures in September 2027, and a second revolving line of credit with a capacity of \$200 million, which was amended in August 2025 to extend the maturity date to August 19, 2026. The Company's borrowing capacity is subject to the ability of the financial institutions in the banking syndicate to fulfill their respective obligations under the Global Credit Revolving Credit Facility. Principal amounts outstanding accrue interest at applicable SOFR or Eurocurrency rates plus an applicable margin of 2.00% or an alternate base rate plus an applicable margin of 1.00%. During the three months ended March 31, 2026 and 2025, the Company made no borrowings under the Global Credit Revolving Credit Facility. As of March 31, 2026, there was no borrowing outstanding under the Global Credit Revolving Credit Facility.

The Carlyle Group Inc.
Notes to the Condensed Consolidated Financial Statements
(Unaudited)

CLO Borrowings

For certain of the Company's CLOs, the Company finances a portion of its investment in the CLOs through the proceeds received from term loans and other financing arrangements with financial institutions. The following table provides information regarding outstanding CLO borrowings as of March 31, 2026 and December 31, 2025 (Dollars in millions):

	As of March 31, 2026			As of December 31, 2025		
	Borrowing Outstanding	Weighted Average Interest Rate	Weighted Average Remaining Maturity in Years	Borrowing Outstanding	Weighted Average Interest Rate	Weighted Average Remaining Maturity in Years
Total CLO borrowings	\$ 358.7	4.57 %	10.02	\$ 350.1	4.50 %	9.86

The CLO term loans are secured by the Company's investments in the respective CLO, have a general unsecured interest in the Carlyle entity that manages the CLO, and generally do not have recourse to any other Carlyle entity. Interest expense for the three months ended March 31, 2026 and 2025 was \$4.2 million and \$3.8 million, respectively. The fair value of the outstanding balance of the CLO term loans at March 31, 2026 approximated par value based on current market rates for similar debt instruments. These CLO term loans are classified as Level III within the fair value hierarchy.

CLO Repurchase Agreements

The Company is party to two master credit facility agreements (the "CLO Financing Facilities") to finance a portion of the risk retention investments in certain European CLOs managed by the Company. Each transaction entered into under the CLO Financing Facilities will bear interest at a rate based on the weighted average effective interest rate of each class of securities that have been sold plus a spread to be agreed upon by the parties. As of March 31, 2026, €292.2 million (\$337.2 million) was outstanding under the CLO Financing Facilities. Additional borrowings may be made on terms agreed upon by the Company and the counterparty subject to the terms and conditions of the CLO Financing Facilities.

Each transaction entered into under the CLO Financing Facilities provides for payment netting and, in the case of a default or similar event with respect to the counterparty to the CLO Financing Facilities, provides for netting across transactions. Generally, upon a counterparty default, the Company can terminate all transactions under the CLO Financing Facilities and offset amounts it owes in respect of any one transaction against collateral, if any, or other amounts it has received in respect of any other transactions under the CLO Financing Facilities; provided, however, that in the case of certain defaults, the Company may only be able to terminate and offset solely with respect to the transaction affected by the default. During the term of a transaction entered into under the CLO Financing Facilities, the Company will deliver cash or additional securities acceptable to the counterparty if the securities sold are in default. Upon termination of a transaction, the Company will repurchase the previously sold securities from the counterparty at a previously determined repurchase price. The CLO Financing Facilities may be terminated at any time upon certain defaults or circumstances agreed upon by the parties.

The Repurchase Agreements may result in credit exposure in the event the counterparty to the transaction is unable to fulfill its contractual obligations. The Company minimizes the credit risk associated with these activities by monitoring counterparty credit exposure and collateral values. Other than margin requirements, the Company is not subject to additional terms or contingencies which would expose the Company to additional obligations based upon the performance of the securities pledged as collateral.

Senior Notes

The Company and certain indirect subsidiaries of the Company have issued long term borrowings in the form of senior notes, on which interest is payable semi-annually in arrears. The following table provides information regarding these senior notes (Dollars in millions):

The Carlyle Group Inc.
Notes to the Condensed Consolidated Financial Statements
(Unaudited)

	Aggregate Principal Amount	Fair Value ⁽¹⁾ As of		Interest Expense Three Months Ended March 31,	
		March 31, 2026	December 31, 2025	2026	2025
		3.500% Senior Notes Due 9/19/2029 ⁽²⁾	\$ 425.0	\$ 410.3	\$ 417.8
5.050% Senior Notes Due 9/19/2035 ⁽³⁾	800.0	774.2	800.9	10.3	—
5.625% Senior Notes Due 3/30/2043 ⁽⁴⁾	600.0	574.1	600.7	8.4	8.4
5.650% Senior Notes Due 9/15/2048 ⁽⁵⁾	350.0	330.4	347.5	5.0	5.0
				<u>\$ 27.5</u>	<u>\$ 17.2</u>

- (1) Including accrued interest. Fair value is based on indicative quotes and the notes are classified as Level II within the fair value hierarchy.
- (2) Issued in September 2019 at 99.841% of par.
- (3) Issued in September 2025 at 99.767% of par.
- (4) Issued \$400.0 million in aggregate principal at 99.583% of par in March 2013. An additional \$200.0 million in aggregate principal was issued at 104.315% of par in March 2014, and is treated as a single class with the outstanding \$400.0 million in senior notes previously issued.
- (5) Issued in September 2018 at 99.914% of par.

The issuers may redeem the senior notes, in whole at any time or in part from time to time, at a price equal to the greater of (i) 100% of the principal amount of the notes being redeemed and (ii) the sum of the present values of the remaining scheduled payments of principal and interest on any notes being redeemed (less interest accrued to the date of redemption) discounted to the redemption date on a semiannual basis at the Treasury Rate plus 40 basis points (30 basis points in the case of the 3.500% senior notes and 20 basis points in the case of the 5.050% senior notes), plus in each case accrued and unpaid interest on the principal amounts being redeemed.

Subordinated Notes

In May 2021, an indirect subsidiary of the Company issued \$435.0 million aggregate principal amount of 4.625% Subordinated Notes due May 15, 2061 (the “Subordinated Notes”), on which interest is payable quarterly accruing from May 11, 2021. In June 2021, an additional \$65.0 million aggregate principal amount of these Subordinated Notes were issued and are treated as a single series with the already outstanding \$435.0 million aggregate principal amount. The Subordinated Notes are unsecured and subordinated obligations of the issuer, and are fully and unconditionally guaranteed (the “Guarantees”), jointly and severally, on a subordinated basis, by the Company, each of the Carlyle Holdings partnerships, and CG Subsidiary Holdings L.L.C., an indirect subsidiary of the Company (collectively, the “Guarantors”). The Consolidated Funds are not guarantors, and as such, the assets of the Consolidated Funds are not available to service the Subordinated Notes under the Guarantee. The Subordinated Notes may be redeemed at the issuer’s option, in whole or in part, at any time and from time to time on or after June 15, 2026, prior to their stated maturity, at a redemption price equal to their principal amount plus any accrued and unpaid interest to, but excluding, the date of redemption. If interest due on the Subordinated Notes is deemed to no longer be deductible in the U.S., a “Tax Redemption Event,” the Subordinated Notes may be redeemed, in whole, but not in part, within 120 days of the occurrence of such event at a redemption price equal to their principal amount plus accrued and unpaid interest to, but excluding, the date of redemption. In addition, the Subordinated Notes may be redeemed, in whole, but not in part, at any time prior to May 15, 2026, within 90 days of the rating agencies determining that the Subordinated Notes should no longer receive partial equity treatment pursuant to the rating agency’s criteria, a “rating agency event,” at a redemption price equal to 102% of their principal amount plus any accrued and unpaid interest to, but excluding, the date of redemption.

As of March 31, 2026 and December 31, 2025, the fair value of the Subordinated Notes was \$350.0 million and \$342.0 million, respectively. Fair value is based on active market quotes and the notes are classified as Level I within the fair value hierarchy. For both the three months ended March 31, 2026 and 2025, the Company incurred \$5.9 million of interest expense on the Subordinated Notes.

The Carlyle Group Inc.
Notes to the Condensed Consolidated Financial Statements
(Unaudited)

Debt Covenants

The Company is subject to various financial covenants under its loan agreements including, among other items, maintenance of a minimum amount of management fee-earning assets. The Company is also subject to various non-financial covenants under its loan agreements and the indentures governing its senior notes. The Company was in compliance with all financial and non-financial covenants under its various loan agreements as of March 31, 2026.

Loans Payable of Consolidated Funds

Loans payable of Consolidated Funds primarily represent amounts due to holders of debt securities issued by the CLOs. As of March 31, 2026 and December 31, 2025, the following borrowings were outstanding (Dollars in millions):

As of March 31, 2026				
	Borrowing Outstanding	Fair Value	Weighted Average Interest Rate	Weighted Average Remaining Maturity in Years
Senior secured notes ⁽¹⁾	\$ 10,875.4	\$ 10,761.3	5.01 %	11.21
Subordinated notes	381.8	336.4	N/A (3)	10.08
Revolving credit facilities ⁽²⁾	51.0	51.0	6.77 %	3.28
Total	<u>\$ 11,308.2</u>	<u>\$ 11,148.7</u>		
As of December 31, 2025				
	Borrowing Outstanding	Fair Value	Weighted Average Interest Rate	Weighted Average Remaining Maturity in Years
Senior secured notes ⁽¹⁾	\$ 9,994.8	\$ 9,972.1	5.09 %	11.18
Subordinated notes	509.6	390.9	N/A (3)	9.65
Revolving credit facilities ⁽²⁾	63.0	63.0	6.68 %	3.45
Total	<u>\$ 10,567.4</u>	<u>\$ 10,426.0</u>		

- (1) Borrowing Outstanding as of March 31, 2026 and December 31, 2025 included \$940.9 million and \$939.9 million, respectively, of senior secured notes that are measured at amortized cost, which approximate fair value. These senior secured notes were classified as Level III within the fair value hierarchy.
- (2) Fair Value as of March 31, 2026 and December 31, 2025 reflects the amortized cost of outstanding revolving credit balances which approximates fair value.
- (3) The subordinated notes do not have contractual interest rates, but instead receive distributions from the excess cash flows of the CLOs.

Loans payable of the CLOs are collateralized by the assets held by the CLOs and the assets of one CLO may not be used to satisfy the liabilities of another. This collateral consisted of cash and cash equivalents, corporate loans, corporate bonds and other securities. As of March 31, 2026 and December 31, 2025, the fair value of the CLO assets was \$12.0 billion and \$11.0 billion, respectively.

The Carlyle Group Inc.
Notes to the Condensed Consolidated Financial Statements
(Unaudited)

6. Accrued Compensation and Benefits

Accrued compensation and benefits consist of the following:

	As of	
	March 31, 2026	December 31, 2025
	(Dollars in millions)	
Accrued performance allocations and incentive fee related compensation	\$ 4,646.0	\$ 5,111.8
Accrued bonuses	65.7	294.5
Realized performance allocations and incentive fee related compensation not yet paid	73.2	315.1
Other	126.9	128.0
Total	\$ 4,911.8	\$ 5,849.4

The following table presents realized and unrealized performance allocations and incentive fee related compensation:

	Three Months Ended March 31,	
	2026	2025
	(Dollars in millions)	
Realized	\$ 58.2	\$ 252.9
Unrealized	(426.1)	(81.5)
Total	\$ (367.9)	\$ 171.4

7. Commitments and Contingencies

Capital Commitments

The Company and its unconsolidated affiliates have unfunded commitments totaling \$3.9 billion as of March 31, 2026, of which approximately \$3.1 billion is subscribed individually by senior Carlyle professionals, advisors and other professionals. In addition to these unfunded commitments, the Company may from time to time exercise its right to purchase additional interests in its investment funds that become available in the ordinary course of their operations.

Under the Carlyle Global Capital Markets platform, certain subsidiaries of the Company may act as an underwriter, syndicator or placement agent for security offerings and loan originations. The Company earns fees in connection with these activities and bears the risk of the sale of such securities and placement of such loans, which may be longer dated. As of March 31, 2026, the Company had no material commitments related to the origination and syndication of loans and securities under the Carlyle Global Capital Markets platform.

Guaranteed Loans

From time to time, the Company or its subsidiaries may enter into agreements to guarantee certain obligations of the investment funds related to, for example, credit facilities or equity commitments. Certain consolidated subsidiaries of the Company are the guarantors of revolving credit facilities for certain funds in the Carlyle AlpInvest segment. The guarantee is limited to the lesser of the total amount drawn under the credit facilities or the total of net asset value of the guarantor subsidiaries plus any uncalled capital of the applicable general partner. The outstanding balances are secured by uncalled capital commitments from the underlying funds and the Company believes the likelihood of any material funding under this guarantee to be remote. As of March 31, 2026, the Company had no material outstanding guarantees under the credit facilities.

On February 25, 2026, the Company entered into an agreement pursuant to which it provided support for a credit facility of a certain fund in the Global Credit segment. The maximum aggregate amount that could be funded under this agreement was approximately \$120.0 million as of March 31, 2026. The Company has not funded any amounts under this agreement to date and believes the likelihood of any material funding to be remote.

The Carlyle Group Inc.
Notes to the Condensed Consolidated Financial Statements
(Unaudited)

Contingent Obligations

Giveback

A liability for potential repayment of previously received performance allocations of \$102.0 million at March 31, 2026 was shown as accrued giveback obligations in the condensed consolidated balance sheets, representing the giveback obligation that would need to be paid if the funds were liquidated at their current fair values at March 31, 2026. However, the ultimate giveback obligation, if any, generally is not paid until the end of a fund's life or earlier if the giveback becomes fixed and early payment is agreed upon by the fund's partners (see Note 2, Summary of Significant Accounting Policies). The Company had \$34.6 million and \$24.2 million of unbilled receivables from former and current employees and senior Carlyle professionals as of March 31, 2026 and December 31, 2025, respectively, related to giveback obligations. Any such receivables are collateralized by investments made by individual senior Carlyle professionals and employees in Carlyle-sponsored funds. In addition, \$153.8 million and \$151.5 million have been withheld from distributions of carried interest to senior Carlyle professionals and employees for potential giveback obligations as of March 31, 2026 and December 31, 2025, respectively. Such amounts are held on behalf of the respective current and former Carlyle employees to satisfy any givebacks they may owe and are held by entities not included in the accompanying condensed consolidated balance sheets. Current and former senior Carlyle professionals and employees are personally responsible for their giveback obligations. As of March 31, 2026, approximately \$40.8 million of the Company's accrued giveback obligation is the responsibility of various current and former senior Carlyle professionals and other former limited partners of the Carlyle Holdings partnerships, and the net accrued giveback obligation attributable to the Company is \$61.2 million.

If, at March 31, 2026, all of the investments held by the Company's Funds were deemed worthless, a possibility that management views as remote, the amount of realized and distributed carried interest subject to potential giveback would be \$1.5 billion, on an after-tax basis where applicable, of which approximately \$0.5 billion would be the responsibility of current and former senior Carlyle professionals.

Other

In April 2026, in connection with an investment fund that is actively fundraising in the Global Private Equity segment, the Company entered into an arrangement with a third-party pursuant to which the third-party has agreed to subscribe for a \$500.0 million commitment in the investment fund (the "Warehoused Interests") through December 31, 2026. During that period, the Warehoused Interests are expected to be sold to other investors. Under the terms of this arrangement, the Company will be required to acquire any unsold Warehoused Interests as of December 31, 2026.

In connection with a consolidated investment fund in the Carlyle AlpInvest segment, the Company entered into an arrangement with a third-party pursuant to which the Company may be required to make payments up to \$50.0 million in the aggregate in the event the fund does not achieve a specified return. As of March 31, 2026, the Company has concluded that the likelihood of payment under this arrangement is not probable; therefore, no liability has been recorded.

Legal Matters

In the ordinary course of business, the Company is a party to litigation, investigations, inquiries, employment-related matters, disputes, and other potential claims. Certain of these matters are described below. The Company is not currently able to estimate the reasonably possible amount of loss or range of loss, in excess of amounts accrued, for the matters that have not been resolved. The Company does not believe it is probable that the outcome of any existing litigation, investigations, disputes, or other potential claims will materially affect the Company or these financial statements in excess of amounts accrued.

The Tax Receivable Agreement Matter

The Company came into existence on January 1, 2020, when its predecessor, The Carlyle Group, L.P. (the "PTP"), converted from a partnership into a corporation (the "Conversion"). On July 29, 2022, an alleged stockholder of the Company, the City of Pittsburgh Comprehensive Municipal Trust Fund (the "original Plaintiff"), filed suit in the Delaware Court of Chancery, alleging a direct claim against the Company for breach of its certificate of incorporation and a derivative claim on behalf of the Company against certain current and former officers and directors of the Company. As the original Plaintiff did not actually own shares on the date of the Conversion, it stipulated to the dismissal of the derivative claims in October of 2025

The Carlyle Group Inc.
Notes to the Condensed Consolidated Financial Statements
(Unaudited)

and the Court has allowed Charles Blackburn (together with the original Plaintiff, “Plaintiffs”) to intervene as a new plaintiff with respect to the derivative claims. The original Plaintiff continues as a plaintiff with respect to one direct claim.

Plaintiffs challenge the receipt, by certain officers of the PTP and certain directors of the general partner of the PTP, of a right to cash payments associated with the elimination of a tax receivable agreement in connection with the Conversion. Plaintiffs are seeking monetary damages, restitution, and an injunction preventing the Company from making any future cash payments for the elimination of the tax receivable agreement in connection with the Conversion. By virtue of the derivative nature of the primary claims (i.e., that the claims are aimed primarily at certain officers and directors), it is unlikely that the Company itself will pay material damage awards based on the derivative claims, although the Company is expected to incur legal defense fees to the extent not covered by insurance. The Delaware Court issued a ruling on the defendants’ motion to dismiss on April 24, 2024, dismissing some of the original Plaintiff’s claims but allowing most of the claims to proceed to discovery and possibly to trial. Plaintiffs filed a consolidated amended complaint on November 17, 2025. Defendants filed a motion to dismiss the consolidated amended complaint on January 16, 2026. The Company intends to contest the direct claims vigorously, and the officer and director defendants intend to continue contesting the derivative claims vigorously.

General

The Company currently is and expects to continue to be, from time to time, subject to examinations, formal and informal inquiries, and investigations by various U.S. and non-U.S. governmental and regulatory agencies, including but not limited to, the SEC, Department of Justice, state attorneys general, FINRA, National Futures Association, and the U.K. Financial Conduct Authority. The Company routinely cooperates with such examinations, inquiries and investigations, and they may result in the commencement of civil, criminal, or administrative or other proceedings against the Company or its personnel.

It is not possible to predict the ultimate outcome of all pending investigations and legal proceedings and employment-related matters, and some of the matters discussed above involve claims for potentially large and/or indeterminate amounts of damages. Based on information known by management, management does not believe that as of the date of this filing the final resolutions of the matters above will have a material effect upon the Company’s condensed consolidated financial statements. However, given the potentially large and/or indeterminate amounts of damages sought in certain of these matters and the inherent unpredictability of investigations and litigations, it is possible that an adverse outcome in certain matters could, from time to time, have a material effect on the Company’s financial results in any particular period.

The Company accrues an estimated loss contingency liability when it is probable that such a liability has been incurred and the amount of the loss can be reasonably estimated. The Company evaluates its outstanding legal and regulatory proceedings and other matters each quarter to assess its loss contingency accruals, and makes adjustments in such accruals, upward or downward, as appropriate, based on management’s best judgment after consultation with counsel. There is no assurance that the Company’s accruals for loss contingencies will not need to be adjusted in the future or that, in light of the uncertainties involved in such matters, the ultimate resolution of these matters will not significantly exceed the accruals that the Company has recorded.

Indemnifications

In the normal course of business, the Company and its subsidiaries enter into contracts that contain a variety of representations and warranties and provide general indemnifications. The Company’s maximum exposure under these arrangements is unknown as this would involve future claims that may be made against the Company that have not yet occurred. However, based on experience, the Company believes the risk of material loss to be remote.

In connection with the sale of the Company’s interest in its local Brazilian management entity in August 2021, the Company provided a guarantee to the acquiring company of up to BRL 100.0 million (\$19.2 million as of March 31, 2026) for liabilities arising from tax-related indemnifications. This guarantee, which will expire in August 2027, would only come into effect after all alternative remedies have been exhausted. The Company believes the likelihood of any material funding under this guarantee to be remote.

Risks and Uncertainties

Carlyle’s funds seek investment opportunities that offer the possibility of attaining substantial capital appreciation. Certain events particular to each industry in which the underlying investees conduct their operations, as well as general

The Carlyle Group Inc.
Notes to the Condensed Consolidated Financial Statements
(Unaudited)

economic, political, regulatory, and public health conditions, may have a significant negative impact on the Company's investments and profitability. The funds managed by the Company may also experience a slowdown in the deployment of capital, which could adversely affect the Company's ability to raise capital for new or successor funds and could also impact the management fees the Company earns on its carry funds and managed accounts, and/or result in the impairment of intangible assets and/or goodwill the case of the Company's acquired businesses. Such events are beyond the Company's control, and the likelihood that they may occur and the effect on the Company cannot be predicted.

Furthermore, certain of the funds' investments are made in private companies and there are generally no public markets for the underlying securities at the current time. The funds' ability to liquidate their publicly-traded investments are often subject to limitations, including discounts that may be required to be taken on quoted prices due to the number of shares being sold. The funds' ability to liquidate their investments and realize value is subject to significant limitations and uncertainties, including among others currency fluctuations and natural disasters.

The Company and the funds make investments outside of the United States. Investments outside the United States may be subject to less developed bankruptcy, corporate, partnership and other laws (which may have the effect of disregarding or otherwise circumventing the limited liability structures potentially causing the actions or liabilities of one fund or a portfolio company to adversely impact the Company or an unrelated fund or portfolio company). Non-U.S. investments are subject to the same risks associated with the Company's U.S. investments as well as additional risks, such as fluctuations in foreign currency exchange rates, unexpected changes in regulatory requirements, heightened risk of political and economic instability, difficulties in managing non-U.S. investments, potentially adverse tax consequences, and the burden of complying with a wide variety of foreign laws.

Furthermore, Carlyle is exposed to economic risk concentrations related to certain large investments as well as concentrations of investments in certain industries and geographies.

Additionally, the Company encounters credit risk. Credit risk is the risk of default by a counterparty in the Company's investments in debt securities, loans, leases, and derivatives that result from a borrower's, lessee's, or derivative counterparty's inability or unwillingness to make required or expected payments. The Company is subject to credit risk should a financial institution be unable to fulfill its obligations.

The Company considers cash, cash equivalents, securities, receivables, principal equity method investments, accounts payable, accrued expenses, other liabilities, loans, senior notes, assets, and liabilities of Consolidated Funds and contingent and other consideration for acquisitions to be its financial instruments. Except for the senior notes, subordinated notes, and compensatory contingent and other consideration for acquisitions, the carrying amounts reported in the condensed consolidated balance sheets for these financial instruments equal or closely approximate their fair values. The fair value of the senior and subordinated notes is disclosed in Note 5, Borrowings.

8. Related Party Transactions

Due from Affiliates and Other Receivables, Net

The Company had the following due from affiliates and other receivables at March 31, 2026 and December 31, 2025:

	As of	
	March 31, 2026	December 31, 2025
	(Dollars in millions)	
Accrued incentive fees	\$ 58.9	\$ 53.6
Unbilled receivable for giveback obligations from current and former employees	34.6	24.2
Notes receivable and accrued interest from affiliates	49.5	34.0
Management fee receivable, net	215.2	246.0
Reimbursable expenses and other receivables from unconsolidated funds and affiliates, net	410.9	477.0
Total	<u>\$ 769.1</u>	<u>\$ 834.8</u>

The Carlyle Group Inc.
Notes to the Condensed Consolidated Financial Statements
(Unaudited)

Reimbursable expenses and other receivables from certain of the unconsolidated funds and portfolio companies relate to advisory fees receivable and expenses paid on behalf of these entities. These costs generally represent costs related to the pursuit of actual or proposed investments, professional fees, and expenses associated with the acquisition, holding, and disposition of the investments. The affiliates are obligated at the discretion of the Company to reimburse the expenses. Based on management's determination, the Company may accrue and charge interest on amounts due from affiliate accounts at interest rates ranging up to 7.05% as of March 31, 2026. The accrued and charged interest to the affiliates was not significant for any period presented.

Notes receivable includes loans that the Company has provided to certain unconsolidated funds to meet short-term obligations to purchase investments. Notes receivable as of March 31, 2026 and December 31, 2025 also include interest-bearing loans of \$39.0 million and \$19.5 million, respectively, to certain eligible Carlyle employees, which excludes Section 16 officers and other members of senior management, to finance their investments in certain Carlyle sponsored funds. These advances accrue interest at rates which range between 5.05% and 5.75% as of March 31, 2026.

These receivables are assessed regularly for collectability. Management fee receivable amounts determined to be uncollectible are recorded as a reduction in revenue in the condensed consolidated statements of operations. For all other receivables, amounts determined to be uncollectible are charged directly to general, administrative and other expenses in the condensed consolidated statements of operations. A corresponding allowance for doubtful accounts is recorded and such amounts were not significant for any period presented.

Due to Affiliates

The Company has recorded obligations for amounts due to certain of its affiliates. The Company periodically offsets expenses it has paid on behalf of its affiliates against these obligations. The Company had the following due to affiliates balances at March 31, 2026 and December 31, 2025:

	As of	
	March 31, 2026	December 31, 2025
	(Dollars in millions)	
Due to affiliates of Consolidated Funds	\$ 7.6	\$ 6.1
Due to non-consolidated affiliates	129.1	102.0
Amounts owed under the tax receivable agreement	64.1	71.8
Other	25.6	24.0
Total	<u>\$ 226.4</u>	<u>\$ 203.9</u>

In connection with the Company's initial public offering, the Company entered into a tax receivable agreement with the limited partners of the Carlyle Holdings partnerships whereby certain subsidiaries of the Partnership agreed to pay to the limited partners of the Carlyle Holdings partnerships involved in any exchange transaction 85% of the amount of cash tax savings, if any, in U.S. federal, state and local income tax realized as a result of increases in tax basis resulting from exchanges of Carlyle Holdings Partnership units for common units of The Carlyle Group L.P.

Other Related Party Transactions

Aircraft Transactions

Entities controlled by our co-founders own aircraft that may be used for the Company's business in the ordinary course of its operations. The hourly rates that the Company pays for the use of these aircraft are based on current market rates for chartering private aircraft of the same type. For the three months ended March 31, 2026 and 2025, the Company incurred fees for the use of these aircraft of \$0.3 million and \$0.4 million, respectively. All payments were paid directly to the manager of the aircraft, and a significant portion of the payments were ultimately paid to or were for the benefit of certain co-founders.

The Carlyle Group Inc.
Notes to the Condensed Consolidated Financial Statements
(Unaudited)

Other Transactions

Senior Carlyle professionals and employees are permitted to participate in co-investment entities that invest in Carlyle funds or alongside Carlyle funds. In many cases, participation is limited by law to individuals who qualify under applicable legal requirements. These co-investment entities generally do not require senior Carlyle professionals and employees to pay management fees or performance allocations, however, Carlyle professionals and employees are required to pay their portion of partnership expenses.

Carried interest income from certain funds can be distributed to senior Carlyle professionals and employees on a current basis, but is subject to repayment by the subsidiary of the Company that acts as general partner of the fund in the event that certain specified return thresholds are not ultimately achieved. The senior Carlyle professionals and certain other investment professionals have personally guaranteed, subject to certain limitations, the obligation of these subsidiaries in respect of this general partner obligation. Such guarantees are several and not joint and are limited to a particular individual's distributions received.

The Company does business with some of its portfolio companies; all such arrangements are on a negotiated basis.

Substantially all revenue is earned from affiliates of Carlyle.

9. Income Taxes

	Three Months Ended March 31,	
	2026	2025
	(Dollars in millions)	
Provision (benefit) for income taxes	\$ (37.1)	\$ 12.4
Effective tax rate	21 %	7 %

The effective tax rate for the three months ended March 31, 2026 and 2025 primarily comprised the 21% U.S. federal corporate income tax rate and the tax effects of equity-based compensation deductions, disallowed executive compensation, and non-controlling interest. For the three months ended March 31, 2026, the effective tax rate included the impact of a one-time tax expense related to a change in the tax classification of a consolidated subsidiary.

As of March 31, 2026 and December 31, 2025, the Company had federal, state, local and foreign taxes payable of \$134.9 million and \$141.4 million, respectively, which is recorded as a component of accounts payable, accrued expenses and other liabilities on the accompanying condensed consolidated balance sheets.

In the normal course of business, the Company is subject to examination by federal and certain state, local and foreign tax regulators. As of March 31, 2026, the Company's U.S. federal income tax returns for the years 2022 through 2024 are generally open under the normal three-year statute of limitations and therefore subject to examination. State and local tax returns are generally subject to audit from 2020 to 2024. Foreign tax returns are generally subject to audit from 2011 to 2024. Certain of the Company's affiliates are currently under audit by federal, state and foreign tax authorities. The Company does not believe that the outcome of the audits will require it to record material reserves for uncertain tax positions or that the outcome will have a material impact on the condensed consolidated financial statements.

On October 8, 2021, the OECD introduced a 15% global minimum tax under the Pillar Two GloBE model rules. On January 5, 2026, the OECD announced a "side-by-side" system under which U.S.-parented groups would be able to elect to be exempt from certain Pillar Two provisions. Additional guidance on the "side-by-side" system and implementation of such system remain subject to further discussions and clarifications from the OECD and local implementation by each OECD member country. Pillar Two has not had a material impact to the Company's provision for income taxes; however, the Company will continue to monitor as additional guidance is released by the OECD, OECD member countries based on their enacted law changes, and other standard-setting bodies.

The Carlyle Group Inc.
Notes to the Condensed Consolidated Financial Statements
(Unaudited)

10. Non-controlling Interests in Consolidated Entities

The components of the Company's non-controlling interests in consolidated entities are as follows:

	As of	
	March 31, 2026	December 31, 2025
	(Dollars in millions)	
Non-Carlyle interests in Consolidated Funds	\$ 1,556.7	\$ 861.5
Non-Carlyle interests in majority-owned subsidiaries	420.7	433.9
Non-controlling interests in carried interest and giveback obligations	(6.3)	0.2
Non-controlling interests in consolidated entities	\$ 1,971.1	\$ 1,295.6

The components of the Company's non-controlling interests in income (loss) of consolidated entities are as follows:

	Three Months Ended March 31,	
	2026	2025
	(Dollars in millions)	
Non-Carlyle interests in Consolidated Funds	\$ (2.5)	\$ 8.0
Non-Carlyle interests in majority-owned subsidiaries	(0.8)	20.6
Non-controlling interests in carried interest and giveback obligations	(6.4)	—
Non-controlling interests in income (loss) of consolidated entities	\$ (9.7)	\$ 28.6

11. Earnings Per Common Share

Basic and diluted net income (loss) per common share are calculated as follows:

	Three Months Ended March 31, 2026	
	Basic	Diluted
Net loss attributable to common shares	\$ (132,200,000)	\$ (132,200,000)
Weighted-average common shares outstanding	359,192,724	359,192,724
Net loss per common share	\$ (0.37)	\$ (0.37)

	Three Months Ended March 31, 2025	
	Basic	Diluted
Net income attributable to common shares	\$ 130,000,000	\$ 130,000,000
Weighted-average common shares outstanding	359,464,272	366,336,892
Net income per common share	\$ 0.36	\$ 0.35

The Carlyle Group Inc.
Notes to the Condensed Consolidated Financial Statements
(Unaudited)

The weighted-average common shares outstanding, basic and diluted, are calculated as follows:

	Three Months Ended March 31, 2026	
	Basic	Diluted
The Carlyle Group Inc. weighted-average common shares outstanding	359,192,724	359,192,724
Unvested restricted stock units	—	—
Issuable common shares and performance-vesting restricted stock units	—	—
Weighted-average common shares outstanding	<u>359,192,724</u>	<u>359,192,724</u>

	Three Months Ended March 31, 2025	
	Basic	Diluted
The Carlyle Group Inc. weighted-average common shares outstanding	359,464,272	359,464,272
Unvested restricted stock units	—	6,182,260
Issuable common shares and performance-vesting restricted stock units	—	690,360
Weighted-average common shares outstanding	<u>359,464,272</u>	<u>366,336,892</u>

The Company applies the treasury stock method to determine the dilutive weighted-average common shares represented by the unvested restricted stock units. Also included in the determination of dilutive weighted-average common shares are issuable common shares associated with the Company's investment in NGP and performance-vesting restricted stock units. As of March 31, 2026, all such awards are antidilutive and excluded from the computation of diluted earnings per share given the net loss attributable to common stockholders.

12. Equity

Share Repurchase Program

The Board of Directors reset the total repurchase authorization of the Company's previously approved share repurchase program to \$2.0 billion in shares of the Company's common stock, effective as of February 26, 2026. Under the share repurchase program, shares of the Company's common stock may be repurchased from time to time in open market transactions, in privately negotiated transactions, or otherwise, including through Rule 10b5-1 plans. The timing and actual number of shares of common stock repurchased will depend on a variety of factors, including legal requirements and price, economic, and market conditions. In addition to repurchases of common stock, the share repurchase program is used for the payment of tax withholding amounts upon net share settlement of equity-based awards granted pursuant to our Equity Incentive Plan or otherwise based on the value of shares withheld that would have otherwise been issued to the award holder. The share repurchase program may be suspended or discontinued at any time and does not have a specified expiration date. As of March 31, 2026, the Company had repurchased approximately \$0.1 billion of common shares under the reset program, and \$1.9 billion of repurchase capacity remained available. The following table presents the Company's shares that have been repurchased or retired as a result of net share settlement of equity-based awards during the three months ended March 31, 2026 and 2025. Dollar amounts exclude the impact of excise taxes.

	Three Months Ended March 31,			
	2026		2025	
	Shares	\$	Shares	\$
	(Dollars in millions, except share data)			
Shares repurchased	1,331,853	\$ 65.0	493,781	\$ 25.0
Shares retired in connection with the net share settlement of equity-based awards	2,469,837	139.8	2,835,354	151.5
Total	<u>3,801,690</u>	<u>\$ 204.8</u>	<u>3,329,135</u>	<u>\$ 176.5</u>

The Carlyle Group Inc.
Notes to the Condensed Consolidated Financial Statements
(Unaudited)

Dividends

The table below presents information regarding the quarterly dividends on the common shares, which were made at the sole discretion of the Board of Directors of the Company.

<u>Dividend Record Date</u>	<u>Dividend Payment Date</u>	<u>Dividend per Common Share</u>	<u>Dividend to Common Stockholders</u>
(Dollars in millions, except per share data)			
May 19, 2025	May 27, 2025	\$ 0.35	\$ 126.3
August 18, 2025	August 28, 2025	0.35	126.5
November 10, 2025	November 19, 2025	0.35	125.9
February 16, 2026	February 20, 2026	0.35	126.4
Total 2025 Dividend Year		<u>\$ 1.40</u>	<u>\$ 505.1</u>
May 18, 2026	May 28, 2026	\$ 0.35	\$ 126.0
Total 2026 Dividend Year (through Q1 2026)		<u>\$ 0.35</u>	<u>\$ 126.0</u>

The Board of Directors will take into account general economic and business conditions, as well as the Company's strategic plans and prospects, business and investment opportunities, financial condition and obligations, legal, tax, and regulatory restrictions, other constraints on the payment of dividends by the Company to its common stockholders or by subsidiaries to the Company, and other such factors as the Board of Directors may deem relevant. In addition, the terms of the Company's credit facility provide certain limits on the Company's ability to pay dividends.

13. Equity-Based Compensation

The Carlyle Group Inc. Amended and Restated 2012 Equity Incentive Plan (the "Equity Incentive Plan," initially adopted in May 2012 and as most recently amended and restated on May 29, 2024) is a source of equity-based awards permitting the Company to grant to Carlyle employees, directors and consultants non-qualified options, share appreciation rights, common shares, restricted stock units and other awards based on the Company's shares of common stock. A total of 58,800,000 shares of common stock are authorized for the grant of awards under the Equity Incentive Plan, of which a total of 17,523,365 shares of the Company's common stock remain available for grant as of March 31, 2026.

A summary of the status of the Company's non-vested equity-based awards as of March 31, 2026 and a summary of changes for the three months ended March 31, 2026, are presented below:

<u>Unvested Shares</u>	<u>Performance-Vesting Restricted Stock Units</u>	<u>Weighted-Average Grant Date Fair Value</u>	<u>Restricted Stock Units</u>	<u>Weighted-Average Grant Date Fair Value</u>	<u>Unvested Common Shares</u>	<u>Weighted-Average Grant Date Fair Value</u>
Balance, December 31, 2025	14,214,568	\$ 28.63	11,339,034	\$ 47.36	397,838	\$ 46.04
Granted ⁽¹⁾	31,268	\$ 53.23	5,858,058	\$ 58.70	126,507	\$ 61.32
Vested ⁽²⁾	5,189,824	\$ 26.17	1,077,057	\$ 50.37	—	\$ —
Forfeited	—	\$ —	39,305	\$ 43.86	—	\$ —
Balance, March 31, 2026	<u>9,056,012</u>	<u>\$ 30.12</u>	<u>16,080,730</u>	<u>\$ 51.30</u>	<u>524,345</u>	<u>\$ 49.73</u>

(1) Includes shares reserved for issuance upon settlement of dividend-equivalent rights carried by certain restricted stock units concurrently with the settlement of the restricted stock units for shares.

(2) Includes 2,469,837 shares that were retired in connection with the net share settlement of equity-based awards. The Company paid \$139.8 million of taxes related to the net share settlement of equity-based awards during the three months ended March 31, 2026, which is included within financing activities in the condensed consolidated statements of cash flows.

The Company recorded equity-based compensation expense, net of forfeitures, for restricted stock units of \$119.8 million and \$103.5 million for the three months ended March 31, 2026 and 2025, respectively, with \$17.5 million and \$18.6 million of corresponding deferred tax benefits, respectively. As of March 31, 2026, the total unrecognized equity-based compensation

The Carlyle Group Inc.
Notes to the Condensed Consolidated Financial Statements
(Unaudited)

expense related to unvested restricted stock units was \$736.0 million, which is expected to be recognized over a weighted-average term of 2.4 years.

14. Segment Reporting

Carlyle conducts its operations through three reportable segments:

Global Private Equity – The Global Private Equity segment advises buyout, growth, real estate, and infrastructure & natural resources funds. The segment also includes the NGP Carry Funds advised by NGP.

Global Credit – The Global Credit segment advises funds and vehicles that pursue investment strategies including insurance solutions, liquid credit, opportunistic credit, direct lending, asset-backed finance, aviation finance, infrastructure credit, cross-platform credit products, and global capital markets.

Carlyle AlpInvest – The Carlyle AlpInvest segment advises global private equity programs that pursue secondary purchases and financing of existing portfolios, managed co-investment programs, and primary fund investments.

The Company's reportable business segments are differentiated by their various investment focuses and strategies. Overhead costs are generally allocated based on cash-based compensation and benefits expense for each segment. The Company's earnings from its investment in NGP are presented in the respective operating captions within the Global Private Equity segment.

Distributable Earnings. Distributable Earnings, or "DE," is a key performance benchmark used in the Company's industry and is evaluated regularly by the chief operating decision maker ("CODM"), which is our Chief Executive Officer, in making resource deployment and compensation decisions and in assessing performance of the Company's three reportable segments. The CODM also uses DE in budgeting, forecasting, and the overall management of the Company's segments. The CODM believes that reporting DE is helpful to understanding the Company's business and that investors should review the same supplemental financial measure that the CODM uses to analyze the Company's segment performance. DE is intended to show the amount of net realized earnings without the effects of the consolidation of the Consolidated Funds. DE is derived from the Company's segment reported results and is used to assess performance.

Distributable Earnings differs from income (loss) before provision for income taxes computed in accordance with U.S. GAAP in that it includes certain tax expenses associated with certain foreign performance revenues (composed of performance allocations and incentive fees), and does not include unrealized performance allocations and related compensation expense, unrealized principal investment income, equity-based compensation expense, net income (loss) attributable to non-Carlyle interests in consolidated entities, or charges (credits) related to Carlyle corporate actions and non-recurring items that affect period-to-period comparability and are not reflective of the Company's operational performance. Charges (credits) related to Carlyle corporate actions and non-recurring items include: charges associated with the Conversion, charges (credits) associated with acquisitions, dispositions or strategic investments, changes in the tax receivable agreement liability, amortization and any impairment charges associated with acquired intangible assets, transaction costs associated with acquisitions and dispositions, charges associated with earn-outs and contingent consideration including gains and losses associated with the estimated fair value of contingent considerations issued in conjunction with acquisitions or strategic investments, impairment charges associated with lease right-of-use assets, gains and losses from the retirement of debt, charges associated with contract terminations and employee severance, and non-recurring items that affect period-to-period comparability and are not reflective of the Company's operating performance. Management believes the inclusion or exclusion of these items provides investors with a meaningful indication of the Company's core operating performance.

Fee Related Earnings. Fee Related Earnings, or "FRE," is a component of DE and is used to assess the ability of the business to cover base compensation and operating expenses from total fee revenues. FRE adjusts DE to exclude net realized performance revenues, realized principal investment income, and net interest (interest income less interest expense). Fee Related Earnings includes fee related performance revenues and related compensation expense. Fee related performance revenues represent the realized portion of performance revenues that are measured and received on a recurring basis, are not dependent on realization events, and which have no risk of giveback.

Asset information by segment is not disclosed because this information is not used by the CODM to make resource deployment decisions or evaluate the performance of the Company's segments.

The Carlyle Group Inc.
Notes to the Condensed Consolidated Financial Statements
(Unaudited)

The following tables present the financial data for the Company's three reportable segments for the three months ended March 31, 2026:

	Global Private Equity	Global Credit	Carlyle AlInvest	Total
(Dollars in millions)				
Segment Revenues				
Fund level fee revenues				
Fund management fees	\$ 284.3	\$ 147.3	\$ 112.9	\$ 544.5
Portfolio advisory and transaction fees, net and other	6.8	47.2	0.1	54.1
Fee related performance revenues	2.1	32.1	11.2	45.4
Total fund level fee revenues	293.2	226.6	124.2	644.0
Realized performance revenues	29.7	10.7	21.4	61.8
Realized principal investment income	11.8	9.3	7.1	28.2
Interest income	7.0	7.2	2.7	16.9
Total revenues	341.7	253.8	155.4	750.9
Segment Expenses				
Compensation and benefits				
Cash-based compensation and benefits	91.3	93.3	33.9	218.5
Realized performance revenues related compensation	19.8	6.7	14.8	41.3
Total compensation and benefits	111.1	100.0	48.7	259.8
General, administrative, and other indirect expenses ⁽¹⁾	53.9	35.5	20.2	109.6
Depreciation and amortization expense	8.4	4.9	2.6	15.9
Interest expense	18.4	15.2	5.0	38.6
Total expenses	191.8	155.6	76.5	423.9
(=) Distributable Earnings	\$ 149.9	\$ 98.2	\$ 78.9	\$ 327.0
(-) Realized net performance revenues	9.9	4.0	6.6	20.5
(-) Realized principal investment income	11.8	9.3	7.1	28.2
(+) Net interest	11.4	8.0	2.3	21.7
(=) Fee Related Earnings	\$ 139.6	\$ 92.9	\$ 67.5	\$ 300.0

(1) General, administrative, and other indirect expenses primarily comprised professional fees, rent and other office expenses, IT expenses, travel and entertainment expenses, and fundraising costs.

The Carlyle Group Inc.
Notes to the Condensed Consolidated Financial Statements
(Unaudited)

The following tables present the financial data for the Company's three reportable segments for the three months ended March 31, 2025:

	Three Months Ended March 31, 2025			
	Global Private Equity	Global Credit	Carlyle AlpInvest	Total
	(Dollars in millions)			
Segment Revenues				
Fund level fee revenues				
Fund management fees	\$ 283.0	\$ 139.6	\$ 102.9	\$ 525.5
Portfolio advisory and transaction fees, net and other	14.5	63.4	—	77.9
Fee related performance revenues	—	28.8	10.7	39.5
Total fund level fee revenues	297.5	231.8	113.6	642.9
Realized performance revenues	317.1	13.3	24.7	355.1
Realized principal investment income	15.1	5.5	9.4	30.0
Interest income	6.0	7.0	2.2	15.2
Total revenues	635.7	257.6	149.9	1,043.2
Segment Expenses				
Compensation and benefits				
Cash-based compensation and benefits	100.7	89.0	34.3	224.0
Realized performance revenues related compensation	200.4	7.9	19.4	227.7
Total compensation and benefits	301.1	96.9	53.7	451.7
General, administrative, and other indirect expenses ⁽¹⁾	48.7	35.0	11.9	95.6
Depreciation and amortization expense	6.9	3.9	1.9	12.7
Interest expense	13.4	11.3	3.1	27.8
Total expenses	370.1	147.1	70.6	587.8
(=) Distributable Earnings	\$ 265.6	\$ 110.5	\$ 79.3	\$ 455.4
(-) Realized net performance revenues	116.7	5.4	5.3	127.4
(-) Realized principal investment income	15.1	5.5	9.4	30.0
(+) Net interest	7.4	4.3	0.9	12.6
(=) Fee Related Earnings	\$ 141.2	\$ 103.9	\$ 65.5	\$ 310.6

(1) General, administrative, and other indirect expenses primarily comprised professional fees, rent and other office expenses, IT expenses, travel and entertainment expenses, and fundraising costs.

The Carlyle Group Inc.
Notes to the Condensed Consolidated Financial Statements
(Unaudited)

The following tables reconcile the Total Segments to the Company's Income (Loss) Before Provision for Taxes for the three months ended March 31, 2026 and 2025.

	Three Months Ended March 31, 2026				
	Total Reportable Segments	Consolidated Funds	Reconciling Items		Carlyle Consolidated
	(Dollars in millions)				
Revenues	\$ 750.9	\$ 179.7	\$ (676.6)	(a)	\$ 254.0
Expenses	\$ 423.9	\$ 178.3	\$ (233.6)	(b)	\$ 368.6
Other income (loss)	\$ —	\$ (64.4)	\$ —	(c)	\$ (64.4)
Distributable Earnings	\$ 327.0	\$ (63.0)	\$ (443.0)	(d)	\$ (179.0)

	Three Months Ended March 31, 2025				
	Total Reportable Segments	Consolidated Funds	Reconciling Items		Carlyle Consolidated
	(Dollars in millions)				
Revenues	\$ 1,043.2	\$ 133.4	\$ (203.5)	(a)	\$ 973.1
Expenses	\$ 587.8	\$ 130.8	\$ 89.6	(b)	\$ 808.2
Other income (loss)	\$ —	\$ 6.1	\$ —	(c)	\$ 6.1
Distributable Earnings	\$ 455.4	\$ 8.7	\$ (293.1)	(d)	\$ 171.0

- (a) The Revenues adjustment principally represents unrealized performance revenues, unrealized principal investment income (loss) (including Fortitude), revenues earned from the Consolidated Funds which were eliminated in consolidation to arrive at the Company's total revenues, adjustments for amounts attributable to non-controlling interests in consolidated entities, adjustments related to expenses associated with the investments in NGP Management and its affiliates that are included in operating captions or are excluded from the segment results, and adjustments to reflect the reimbursement of certain costs incurred on behalf of Carlyle funds on a net basis, as detailed below:

	Three Months Ended March 31,	
	2026	2025
	(Dollars in millions)	
Unrealized performance and fee related performance revenues	\$ (669.4)	\$ (197.3)
Unrealized principal investment income (loss)	(68.3)	17.0
Adjustments related to expenses associated with investments in NGP Management and its affiliates	(11.6)	(96.1)
Non-controlling interests and other adjustments to present certain costs on a net basis	24.0	91.0
Elimination of revenues of Consolidated Funds	48.7	(18.1)
	\$ (676.6)	\$ (203.5)

The following table reconciles the total segments fund level fee revenue to the most directly comparable U.S. GAAP measure, the Company's consolidated fund management fees, for the three months ended March 31, 2026 and 2025.

	Three Months Ended March 31,	
	2026	2025
	(Dollars in millions)	
Total Reportable Segments - Fund level fee revenues	\$ 644.0	\$ 642.9
Adjustments ⁽¹⁾	(60.0)	(56.8)
Carlyle Consolidated - Fund management fees	\$ 584.0	\$ 586.1

The Carlyle Group Inc.
Notes to the Condensed Consolidated Financial Statements
(Unaudited)

- (1) Adjustments represent the reclassification of NGP management fees from principal investment income, the reclassification of fee related performance revenues from certain products, management fees earned from Consolidated Funds which were eliminated in consolidation to arrive at the Company's fund management fees, and the reclassification of certain amounts included in portfolio advisory fees, net and other in the segment results that are included in interest and other income in the U.S. GAAP results.

The following table reconciles the total segments transaction and portfolio advisory fees, net and other to the most directly comparable US. GAAP measure, the Company's consolidated transaction and portfolio advisory fees, net for the three months ended March 31, 2026 and 2025.

	Three Months Ended March 31,	
	2026	2025
	(Dollars in millions)	
Total Reportable Segments - Portfolio advisory and transaction fees, net and other	\$ 54.1	\$ 77.9
Adjustments ⁽¹⁾	(4.8)	(1.2)
Carlyle Consolidated - Portfolio advisory and transaction fees, net	<u>\$ 49.3</u>	<u>\$ 76.7</u>

- (1) Adjustments represent the reclassification of other income from Interest and other income in the U.S. GAAP results and certain underwriting fees from Principal investment income.
- (b) The Expenses adjustment represents the elimination of intercompany expenses of the Consolidated Funds payable to the Company, the inclusion of equity-based compensation, certain tax expenses associated with realized performance revenues related compensation, unrealized performance revenues related compensation, adjustments related to expenses associated with the investment in NGP Management that are included in operating captions, adjustments to reflect the reimbursement of certain costs incurred on behalf of Carlyle funds on a net basis, changes in the tax receivable agreement liability, and charges and credits associated with Carlyle corporate actions and non-recurring items, as detailed below:

	Three Months Ended March 31,	
	2026	2025
	(Dollars in millions)	
Unrealized performance and fee related performance revenue compensation expense	\$ (414.9)	\$ (107.3)
Equity-based compensation	121.8	104.7
Acquisition or disposition-related charges and amortization of intangibles and impairment	46.4	122.2
Tax (expense) benefit associated with certain foreign performance revenues related compensation	0.7	—
Non-controlling interests and other adjustments to present certain costs on a net basis	19.6	(25.7)
Other adjustments	4.6	13.1
Elimination of expenses of Consolidated Funds	<u>(11.8)</u>	<u>(17.4)</u>
	<u>\$ (233.6)</u>	<u>\$ 89.6</u>

- (c) The Other Income (Loss) adjustment results from the Consolidated Funds that were eliminated in consolidation to arrive at the Company's total Other Income (Loss).

The Carlyle Group Inc.
Notes to the Condensed Consolidated Financial Statements
(Unaudited)

(d) The following table is a reconciliation of Income (Loss) Before Provision for Income Taxes to Distributable Earnings and to Fee Related Earnings:

	Three Months Ended March 31,	
	2026	2025
(Dollars in millions)		
Income (loss) before provision for income taxes	\$ (179.0)	\$ 171.0
Adjustments:		
Net unrealized performance and fee related performance revenues	254.5	90.0
Unrealized principal investment (income) loss	68.3	(17.0)
Equity-based compensation ⁽¹⁾	121.8	104.7
Acquisition or disposition-related charges, including amortization of intangibles and impairment	46.4	122.2
Tax (expense) benefit associated with certain foreign performance revenues	0.7	—
Net (income) loss attributable to non-controlling interests in consolidated entities	9.7	(28.6)
Other adjustments ⁽²⁾	4.6	13.1
Distributable Earnings	\$ 327.0	\$ 455.4
(-) Realized performance revenues, net of related compensation ⁽³⁾	20.5	127.4
(-) Realized principal investment income ⁽³⁾	28.2	30.0
(+) Net interest	21.7	12.6
Fee Related Earnings	\$ 300.0	\$ 310.6

- (1) Equity-based compensation for the three months ended March 31, 2026 and 2025 included amounts that are presented in principal investment income (loss) and general, administrative and other expenses in the Company's condensed consolidated statements of operations.
- (2) Includes charges (credits) related to Carlyle corporate actions and non-recurring items that affect period-to-period comparability and are not reflective of the Company's operating performance.
- (3) See reconciliation to most directly comparable U.S. GAAP measure below:

	Three Months Ended March 31, 2026		
	Carlyle Consolidated	Adjustments⁽⁴⁾	Total Reportable Segments
(Dollars in millions)			
Performance revenues	\$ (681.1)	\$ 742.9	\$ 61.8
Performance revenues related compensation expense	(367.9)	409.2	41.3
Net performance revenues	\$ (313.2)	\$ 333.7	\$ 20.5
Principal investment income (loss)	\$ 64.4	\$ (36.2)	\$ 28.2

	Three Months Ended March 31, 2025		
	Carlyle Consolidated	Adjustments⁽⁴⁾	Total Reportable Segments
(Dollars in millions)			
Performance revenues	\$ 222.9	\$ 132.2	\$ 355.1
Performance revenues related compensation expense	171.4	56.3	227.7
Net performance revenues	\$ 51.5	\$ 75.9	\$ 127.4
Principal investment income (loss)	\$ (63.1)	\$ 93.1	\$ 30.0

- (4) Adjustments to performance revenues and principal investment income (loss) relate to (i) unrealized performance allocations net of related compensation expense and unrealized principal investment income, which are excluded from the segment results, (ii) amounts earned from the Consolidated Funds, which are eliminated in the U.S. GAAP consolidation but are

The Carlyle Group Inc.
Notes to the Condensed Consolidated Financial Statements
(Unaudited)

included in the segment results, (iii) amounts attributable to non-controlling interests in consolidated entities, which are excluded from the segment results, (iv) the reclassification of NGP performance revenues, which are included in principal investment income in the U.S. GAAP financial statements, (v) the reclassification of fee related performance revenues, which are included in fund level fee revenues in the segment results, and (vi) the reclassification of tax expenses associated with certain foreign performance revenues. Adjustments to principal investment income (loss) also include the reclassification of earnings for the investments in NGP Management and its affiliates to the appropriate operating captions for the segment results, the exclusion of charges associated with the investment in NGP Management and its affiliates from the segment results and the exclusion of the principal investment loss from dilution of the indirect investment in Fortitude.

15. Subsequent Events

Subsequent events have been evaluated through the date the condensed consolidated financial statements were issued. There have been no subsequent events that require recognition or disclosure through the date the condensed consolidated financial statements were issued, except as disclosed below and elsewhere in these condensed consolidated financial statements.

In April 2026, the Company's Board of Directors declared a quarterly dividend of \$0.35 per share of common stock to common stockholders of record at the close of business on May 18, 2026, payable on May 28, 2026.

The Carlyle Group Inc.
Notes to the Condensed Consolidated Financial Statements
(Unaudited)

16. Supplemental Financial Information

The following supplemental financial information illustrates the consolidating effects of the Consolidated Funds on the Company's financial position as of March 31, 2026 and December 31, 2025 and results of operations for the three months ended March 31, 2026 and 2025. The supplemental statement of cash flows is presented without effects of the Consolidated Funds.

	As of March 31, 2026			
	Consolidated Operating Entities	Consolidated Funds	Eliminations	Consolidated
	(Dollars in millions)			
Assets				
Cash and cash equivalents	\$ 1,673.2	\$ —	\$ —	\$ 1,673.2
Cash and cash equivalents held at Consolidated Funds	—	1,081.0	—	1,081.0
Investments, including accrued performance allocations of \$6,865.4	11,449.9	—	(984.6)	10,465.3
Investments of Consolidated Funds	—	14,326.8	—	14,326.8
Due from affiliates and other receivables, net	1,070.1	—	(301.0)	769.1
Due from affiliates and other receivables of Consolidated Funds, net	—	356.7	—	356.7
Fixed assets, net	234.9	—	—	234.9
Lease right-of-use assets, net	332.9	—	—	332.9
Deposits and other	96.2	2.2	—	98.4
Intangible assets, net	473.6	—	—	473.6
Deferred tax assets	30.1	—	—	30.1
Total assets	\$ 15,360.9	\$ 15,766.7	\$ (1,285.6)	\$ 29,842.0
Liabilities and equity				
Debt obligations	\$ 3,001.6	\$ —	\$ —	\$ 3,001.6
Loans payable of Consolidated Funds	—	11,434.1	(285.4)	11,148.7
Accounts payable, accrued expenses and other liabilities	478.3	—	—	478.3
Accrued compensation and benefits	4,911.8	—	—	4,911.8
Due to affiliates	218.8	7.6	—	226.4
Deferred revenue	358.2	—	—	358.2
Deferred tax liabilities	55.2	—	—	55.2
Other liabilities of Consolidated Funds	—	1,719.0	(0.6)	1,718.4
Lease liabilities	466.8	—	—	466.8
Accrued giveback obligations	102.0	—	—	102.0
Total liabilities	9,592.7	13,160.7	(286.0)	22,467.4
Common stock	3.6	—	—	3.6
Additional paid-in capital	4,408.4	1,025.5	(1,025.5)	4,408.4
Retained earnings	1,172.7	—	—	1,172.7
Accumulated other comprehensive loss	(230.9)	23.8	25.9	(181.2)
Non-controlling interests in consolidated entities	414.4	1,556.7	—	1,971.1
Total equity	5,768.2	2,606.0	(999.6)	7,374.6
Total liabilities and equity	\$ 15,360.9	\$ 15,766.7	\$ (1,285.6)	\$ 29,842.0

The Carlyle Group Inc.
Notes to the Condensed Consolidated Financial Statements
(Unaudited)

	As of December 31, 2025			
	Consolidated Operating Entities	Consolidated Funds	Eliminations	Consolidated
	(Dollars in millions)			
Assets				
Cash and cash equivalents	\$ 1,970.2	\$ —	\$ —	\$ 1,970.2
Cash and cash equivalents held at Consolidated Funds	—	1,235.1	—	1,235.1
Investments, including accrued performance allocations of \$7,620.3	12,219.6	—	(1,066.9)	11,152.7
Investments of Consolidated Funds	—	12,519.8	—	12,519.8
Due from affiliates and other receivables, net	1,135.0	—	(300.2)	834.8
Due from affiliates and other receivables of Consolidated Funds, net	—	206.4	—	206.4
Fixed assets, net	224.9	—	—	224.9
Lease right-of-use assets, net	331.9	—	—	331.9
Deposits and other	98.2	2.7	—	100.9
Intangible assets, net	507.1	—	—	507.1
Deferred tax assets	32.2	—	—	32.2
Total assets	<u>\$ 16,519.1</u>	<u>\$ 13,964.0</u>	<u>\$ (1,367.1)</u>	<u>\$ 29,116.0</u>
Liabilities and equity				
Debt obligations	\$ 2,997.0	\$ —	\$ —	\$ 2,997.0
Loans payable of Consolidated Funds	—	10,712.4	(286.4)	10,426.0
Accounts payable, accrued expenses and other liabilities	543.7	—	—	543.7
Accrued compensation and benefits	5,849.4	—	—	5,849.4
Due to affiliates	197.8	6.1	—	203.9
Deferred revenue	129.2	—	—	129.2
Deferred tax liabilities	106.3	—	—	106.3
Other liabilities of Consolidated Funds	—	1,260.7	(0.3)	1,260.4
Lease liabilities	470.2	—	—	470.2
Accrued giveback obligations	72.8	—	—	72.8
Total liabilities	<u>10,366.4</u>	<u>11,979.2</u>	<u>(286.7)</u>	<u>22,058.9</u>
Common stock	3.6	—	—	3.6
Additional paid-in capital	4,285.8	1,099.2	(1,099.2)	4,285.8
Retained earnings	1,642.3	—	—	1,642.3
Accumulated other comprehensive loss	(213.1)	24.1	18.8	(170.2)
Non-controlling interests in consolidated entities	434.1	861.5	—	1,295.6
Total equity	<u>6,152.7</u>	<u>1,984.8</u>	<u>(1,080.4)</u>	<u>7,057.1</u>
Total liabilities and equity	<u>\$ 16,519.1</u>	<u>\$ 13,964.0</u>	<u>\$ (1,367.1)</u>	<u>\$ 29,116.0</u>

The Carlyle Group Inc.
Notes to the Condensed Consolidated Financial Statements
(Unaudited)

	Three Months Ended March 31, 2026			
	Consolidated Operating Entities	Consolidated Funds	Eliminations	Consolidated
	(Dollars in millions)			
Revenues				
Fund management fees	\$ 596.0	\$ —	\$ (12.0)	\$ 584.0
Incentive fees	51.7	—	—	51.7
Investment income (loss)				
Performance allocations	(680.0)	—	(1.1)	(681.1)
Principal investment income (loss)	(5.2)	—	69.6	64.4
Total investment loss	(685.2)	—	68.5	(616.7)
Interest and other income	63.1	—	(7.8)	55.3
Interest and other income of Consolidated Funds	—	179.7	—	179.7
Total revenues	25.6	179.7	48.7	254.0
Expenses				
Compensation and benefits				
Cash-based compensation and benefits	227.1	—	—	227.1
Equity-based compensation	119.8	—	—	119.8
Performance allocations and incentive fee related compensation	(367.9)	—	—	(367.9)
Total compensation and benefits	(21.0)	—	—	(21.0)
General, administrative and other expenses	184.5	—	0.1	184.6
Interest	38.6	—	—	38.6
Interest and other expenses of Consolidated Funds	—	178.3	(11.9)	166.4
Total expenses	202.1	178.3	(11.8)	368.6
Other loss				
Net investment loss of Consolidated Funds	—	(64.4)	—	(64.4)
Loss before benefit for income taxes	(176.5)	(63.0)	60.5	(179.0)
Benefit for income taxes	(37.1)	—	—	(37.1)
Net loss	(139.4)	(63.0)	60.5	(141.9)
Net loss attributable to non-controlling interests in consolidated entities	(7.2)	—	(2.5)	(9.7)
Net loss attributable to The Carlyle Group Inc.	\$ (132.2)	\$ (63.0)	\$ 63.0	\$ (132.2)

The Carlyle Group Inc.
Notes to the Condensed Consolidated Financial Statements
(Unaudited)

	Three Months Ended March 31, 2025			
	Consolidated Operating Entities	Consolidated Funds	Eliminations	Consolidated
	(Dollars in millions)			
Revenues				
Fund management fees	\$ 594.4	\$ —	\$ (8.3)	\$ 586.1
Incentive fees	43.3	—	(0.1)	43.2
Investment income				
Performance allocations	223.4	—	(0.5)	222.9
Principal investment loss	(60.5)	—	(2.6)	(63.1)
Total investment income	162.9	—	(3.1)	159.8
Interest and other income	57.2	—	(6.6)	50.6
Interest and other income of Consolidated Funds	—	133.4	—	133.4
Total revenues	857.8	133.4	(18.1)	973.1
Expenses				
Compensation and benefits				
Cash-based compensation and benefits	218.4	—	—	218.4
Equity-based compensation	103.5	—	—	103.5
Performance allocations and incentive fee related compensation	171.4	—	—	171.4
Total compensation and benefits	493.3	—	—	493.3
General, administrative and other expenses	173.7	—	(0.1)	173.6
Interest	27.8	—	—	27.8
Interest and other expenses of Consolidated Funds	—	130.8	(17.3)	113.5
Total expenses	694.8	130.8	(17.4)	808.2
Other income				
Net investment income of Consolidated Funds	—	6.1	—	6.1
Income before provision for income taxes	163.0	8.7	(0.7)	171.0
Provision for income taxes	12.4	—	—	12.4
Net income	150.6	8.7	(0.7)	158.6
Net income attributable to non-controlling interests in consolidated entities	20.6	—	8.0	28.6
Net income attributable to The Carlyle Group Inc.	<u>\$ 130.0</u>	<u>\$ 8.7</u>	<u>\$ (8.7)</u>	<u>\$ 130.0</u>

The Carlyle Group Inc.
Notes to the Condensed Consolidated Financial Statements
(Unaudited)

	Three Months Ended March 31,	
	2026	2025
(Dollars in millions)		
Cash flows from operating activities		
Net income (loss)	\$ (139.4)	\$ 150.6
Adjustments to reconcile net income to net cash flows from operating activities:		
Depreciation and amortization	50.5	46.9
Equity-based compensation	119.8	103.5
Non-cash performance allocations and incentive fees	282.0	14.5
Non-cash principal investment (income) loss	17.4	69.6
Other non-cash amounts	(2.1)	12.6
Purchases of investments	(328.7)	(290.9)
Proceeds from the sale of investments	358.8	155.1
Payments of contingent consideration	—	(1.0)
Change in deferred taxes, net	(45.4)	(29.4)
Change in due from affiliates and other receivables	(1.1)	12.7
Change in deposits and other	7.1	(10.8)
Change in accounts payable, accrued expenses and other liabilities	(66.1)	(25.4)
Change in accrued compensation and benefits	(461.2)	(327.7)
Change in due to affiliates	18.0	6.5
Change in lease right-of-use assets and lease liabilities	(4.5)	(2.8)
Change in deferred revenue	229.8	280.2
Net cash provided by operating activities	34.9	164.2
Cash flows from investing activities		
Purchases of fixed assets, net	(28.1)	(16.7)
Net cash used in investing activities	(28.1)	(16.7)
Cash flows from financing activities		
Payments on CLO borrowings	(22.5)	(14.6)
Proceeds from CLO borrowings, net of financing costs	32.4	15.1
Dividends to common stockholders	(126.4)	(126.4)
Contributions from non-controlling interest holders	51.7	57.7
Distributions to non-controlling interest holders	(59.6)	(16.9)
Common shares repurchased and net share settlement of equity-based awards	(204.8)	(176.5)
Change in due to/from affiliates financing activities	36.9	42.3
Net cash used in financing activities	(292.3)	(219.3)
Effect of foreign exchange rate changes	(5.4)	4.6
Decrease in cash, cash equivalents and restricted cash	(290.9)	(67.2)
Cash, cash equivalents and restricted cash, beginning of period	1,973.6	1,266.5
Cash, cash equivalents and restricted cash, end of period	<u>\$ 1,682.7</u>	<u>\$ 1,199.3</u>
Reconciliation of cash, cash equivalents and restricted cash, end of period:		
Cash and cash equivalents	\$ 1,673.2	\$ 1,190.3
Restricted cash	9.5	9.0
Total cash, cash equivalents and restricted cash, end of period	<u>\$ 1,682.7</u>	<u>\$ 1,199.3</u>
Cash and cash equivalents held at Consolidated Funds	<u>\$ 1,081.0</u>	<u>\$ 570.9</u>

Item 2. Management’s Discussion and Analysis of Financial Condition and Results of Operations

Unless context suggests otherwise, references in this Quarterly Report on Form 10-Q to “Carlyle,” the “Company,” “we,” “us,” and “our” refer to The Carlyle Group Inc. and its consolidated subsidiaries. The following discussion and analysis should be read in conjunction with the consolidated financial statements and the related notes included in this Quarterly Report on Form 10-Q and the Annual Report on Form 10-K for the year ended December 31, 2025.

Overview

We are one of the world’s largest global investment firms and deploy private capital across our business. We conduct our operations through three reportable segments: Global Private Equity, Global Credit, and Carlyle AlpInvest.

- *Global Private Equity* — Our Global Private Equity segment advises our buyout, growth, real estate, and infrastructure & natural resources funds. The segment also includes the NGP Carry Funds advised by NGP. As of March 31, 2026, our Global Private Equity segment had \$159.0 billion in AUM and \$99.1 billion in Fee-earning AUM.
- *Global Credit* — Our Global Credit segment advises funds and vehicles that pursue investment strategies including insurance solutions, liquid credit, opportunistic credit, direct lending, asset-backed finance, aviation finance, infrastructure credit, cross-platform credit products, and global capital markets. As of March 31, 2026, our Global Credit segment had \$209.5 billion in AUM and \$166.4 billion in Fee-earning AUM.
- *Carlyle AlpInvest* — Our Carlyle AlpInvest segment advises global private equity programs that pursue secondary purchases and financing of existing portfolios, managed co-investment programs, and primary fund investments. As of March 31, 2026, our Carlyle AlpInvest segment had \$106.9 billion in AUM and \$67.9 billion in Fee-earning AUM.

We earn management fees pursuant to contractual arrangements with the investment funds that we manage and fees for transaction advisory and oversight services provided to portfolio companies of these funds. We also typically receive a performance fee from an investment fund, which may be either an incentive fee or a special residual allocation of income, which we refer to as a performance allocation, or carried interest, in the event that specified investment returns are achieved by the fund. Under U.S. generally accepted accounting principles (“U.S. GAAP”), we are required to consolidate some of the investment funds that we advise. However, for segment reporting purposes, we present revenues and expenses on a basis that deconsolidates these investment funds. Refer to Note 14, Segment Reporting, to the condensed consolidated financial statements included in this Quarterly Report on Form 10-Q for more information on the differences between our financial results reported pursuant to U.S. GAAP and our financial results for segment reporting purposes.

Our Global Investment Offerings

The following table provides a breakout of the product offerings and related acronyms included in our total assets under management of \$475 billion as of March 31, 2026 for each of our three global business segments (in billions):

Global Private Equity	\$ 159.0	Global Credit	\$ 209.5
Corporate Private Equity	\$ 97.8	Insurance Solutions ⁴	\$ 85.7
U.S. Buyout (CP)	47.7	Liquid Credit	\$ 47.7
Asia Buyout (CAP)	10.7	U.S. CLOs	33.5
Europe Buyout (CEP)	9.2	Europe CLOs	9.8
Japan Buyout (CJP)	6.5	CLO Investment Products	2.4
Carlyle Global Partners (CGP)	6.4	Revolving Credit	2.0
Europe Technology (CETP)	5.3	Private Credit	\$ 76.1
U.S. Growth (CP Growth / CEOF)	3.2	Opportunistic Credit (CCOF / CSP)	20.3
Life Sciences (ABV / ACCD)	2.3	Direct Lending ⁵	14.0
Asia Growth (CAP Growth / CAGP)	1.1	Aviation Finance (SASOF / CALF)	12.5
Other ¹	5.5	Asset-Backed Finance	11.8
Real Estate	\$ 36.3	Cross-Platform Credit (incl. CTAC)	10.1
U.S. Real Estate (CRP)	25.3	Infrastructure Credit (CICF)	7.0
Core Plus Real Estate (CPI)	8.4	Other ⁶	0.5
International Real Estate (CER)	2.6		
Infrastructure & Natural Resources	\$ 24.9	Carlyle AlpInvest	\$ 106.9
NGP Energy ²	11.5	Secondaries & Portfolio Finance (ASF / ASPF)	\$ 47.6
Infrastructure and Renewable Energy ³	7.1	Co-Investments (ACF)	\$ 23.9
International Energy (CIEP)	6.3	Primary Investments & Other ⁷	\$ 35.4

Note: All amounts shown represent total assets under management as of March 31, 2026, and totals may not sum due to rounding. In addition, certain carry funds included herein may not be included in fund performance if they have not made an initial capital call or commenced investment activity.

- (1) Includes our Financial Services (CGFSP), Sub-Saharan Africa Buyout (CSSAF), Peru Buyout (CPF), and MENA Buyout funds, as well as platform accounts which invest across Corporate Private Equity strategies.
- (2) NGP Energy funds are advised by NGP Energy Capital Management, LLC, a separately registered investment adviser. We do not serve as an investment adviser to those funds.
- (3) Includes our Infrastructure (CGIOF) and Renewable Energy (CRSEF) funds.
- (4) Includes Carlyle FRL, capital raised from strategic third-party investors which directly invest in Fortitude alongside Carlyle FRL, as well as the fair value of the general account assets covered by the strategic advisory services agreement with Fortitude.
- (5) Includes our business development companies (CGBD / CARS) and our evergreen fund (CDLF).
- (6) Includes our Energy Credit (CEMOF) and Real Estate Credit (CNLI) funds.
- (7) Includes Carlyle AlpInvest Private Markets (CAPM) and Carlyle AlpInvest Private Markets Secondaries (CAPS) funds.

Trends Affecting Our Business

The commencement of hostilities in the Middle East and the closure of the Strait of Hormuz have not yet manifested as visible economic damage. However, risks to the global economy remain elevated as the conflict in the Middle East persists, and those risks will continue to rise for as long as the Strait remains effectively shut. Approximately 20% of global crude oil, 20% of global liquid natural gas (“LNG”), 30% of global helium supplies, and 50% of global stocks of urea, the most widely used nitrogenous fertilizer, transit the Strait. For the industrial sector, energy looms large, but for many businesses beyond this sector, disruptions to supplies of petrochemicals, metals, helium, and other byproducts of LNG processing are just as significant. In the U.S., which is less reliant on imports that traverse the Strait, impacts seem most likely to manifest in higher prices, which could put downward pressure on consumption demand and slow overall growth. For much of the rest of the world, impacts could be more substantial, with physical shortages of energy and supplies resulting in outright demand destruction. Global supply shortages also have significant implications for the AI buildout, and AI-related capex growth intentions could be pared back materially should the conflict become prolonged.

In equity markets, investors have grown skeptical about returns to AI capex: the Magnificent 7 stocks declined 12% during the quarter, though recent layoff announcements (presumably in an effort to offset these AI-related capex costs) and soaring cloud revenues have driven a recovery rally that has more than erased the drawdown, lifting the group above its October 2025 market peak to new all-time highs (as of May 8, 2026). The quarter was also marked by distinct pre- and post-

[Table of Contents](#)

conflict market dynamics. In the U.S., prior to February 27, 2026, investors rotated away from mega-cap technology and software toward “real economy” sectors: industrials were up 14%, while SaaS stocks were down 30% from the start of the year through that date, as new AI capabilities raised concerns about incumbent business models. After February 27, 2026, however, that rotation partially reversed in response to the energy shock, and industrials underperformed through quarter-end. Since the end of the first quarter of 2026, both “real economy” sectors and enterprise software (which is seen as less vulnerable to AI disruption) have performed well, while SaaS and cloud services providers continue to lag. Overall, the S&P 500 ended the quarter down 4.6%, though significant upgrades to “consensus” earnings estimates coupled with market optimism for an end to the Middle East conflict have driven the index to record highs in May. This recent rally is a symptom of the difficulty investors face in hedging and quantifying geopolitical risk. In contrast to other discrete shocks, such as the failure of SVB in 2023, markets face less clarity in mapping out the trajectory of evolving geopolitical developments and so tend to “look through” them. Globally, Japan’s Nikkei and Europe’s Euro Stoxx 50 started the quarter up 16.9% and 6%, respectively, prior to the outbreak of hostilities, but ultimately finished the quarter up just 1.4% and down 3.8%, respectively. The shock also reaffirmed the notion that bonds no longer hedge equity market risk. Bonds have now sold off with stocks during each major shock of the last 12 months, and the correlation between the monthly returns of stocks and bonds has moved from -25% to +50% since 2022. As the “natural” hedge of the traditional 60/40 portfolio continues to dissolve, investors may choose to rotate towards private markets to achieve greater diversification.

The U.S. economy retained underlying momentum during the quarter. The labor market did not show obvious signs of deterioration, and our measure of real final demand—a proxy for real GDP net of foreign trade and inventories—grew at a 2.7% annualized rate, a result consistent with 5.7% annual growth in S&P 1500 revenue. Business spending continued to advance at an 11.1% annualized rate, led by AI-related investment. That strength is not limited to capex associated with data centers, which continues to grow at prodigious rates, but also reflects enterprise IT budgets, as the need to devise and implement AI strategies has moved technology spending from “nice to have” to a top corporate priority. Much of the spending thus far has been concentrated in data capture, storage, and analytics, with companies also reporting significant value from dynamic pricing algorithms that have allowed them to optimize prices across customers and products. At the same time, portfolio-wide energy prices increased, while stronger transportation and logistics volumes suggested that some activity may have been pulled forward in anticipation of higher prices and/or outright shortages. For many businesses, the challenge extends beyond energy to supplies of petrochemicals, metals, helium, and other byproducts of LNG processing, with many focused on “taking price” to defend margins in the face of escalating input costs. To date, our data are consistent with a short-term price shock and distortion in volumes and shipments rather than sustained inflation. However, it is important to appreciate that energy and durable consumer goods have been the expenditure categories doing the most to keep a lid on overall inflation. A reversal here seems likely to intensify households’ affordability concerns as the supply impulse transitions from disinflationary to inflationary. Although these pressures have not yet resulted in visible economic damage, there were signs of growing divergence in consumer activity towards the end of Q1 2026, including a sharp deceleration in experiences spending and softer demand among lower-income households, which could become more pronounced if current supply disruptions persist.

For much of the rest of the world, the question is not simply pricing output appropriately, but curtailing production schedules in advance of looming shortages. In Europe, our proprietary portfolio data suggest domestic demand remained positive through the first quarter of the year. However, the risks associated with the conflict appear more acute outside the United States, as the region is more exposed to imported energy and other industrial inputs that could become subject to physical shortages if disruption persists. Our data indicated that the signs of recovery in Europe’s industrial sector, which were apparent earlier in the quarter, receded in March, with a sharp deceleration in German factory orders and weakness in manufacturing despite massive public investment outlays. By contrast, China experienced firm retail sales and sustained momentum in industrial output despite ongoing weakness in its property sector. China imported more than 1.7 million barrels per day of oil from Iran in March, defying expectations that it would be among the economies hardest hit by the conflict. Energy availability appears to have been an important differentiator in supporting continued manufacturing activity. Elsewhere in Asia, Taiwan and South Korea continued to benefit from the AI buildout and strong demand for electronic components, but those tailwinds do not insulate them from shortages of helium, LNG, and other inputs critical to semiconductor production. If the Strait remains blocked, initial cutbacks are likely to focus on lower-value-added chips, but a prolonged disruption could begin to weigh more materially on broader AI-related capex and industrial output. In India, growth similarly appears resilient to date, but risks to the outlook are significant. India is one of the economies in the region most reliant on oil and gas imports, and continued disruption to supply could not only harm domestic consumption but could also result in production shutdowns across its industrial sector.

Global M&A activity was strong during the quarter. Transactions totaled \$1.4 trillion, a 25% increase over Q1 2025. Leveraged buyout (“LBO”) activity, however, was not as robust. GPs announced LBOs totaling \$126 billion in the first quarter of 2026, a deceleration both quarter-over-quarter (-21%) and year-over-year (-3.5%). Underlying transaction counts remained relatively subdued at 434 deals, a 9% decrease from the same quarter a year ago, with the top 10 transactions accounting for nearly 70% of total deal volume. Broader market volatility also impacted buyout exits in the quarter. Aggregate exit volumes of

[Table of Contents](#)

\$94 billion were down -15% quarter-over-quarter and were 17% lower than in the first quarter of 2025. There were 21 operating company IPOs on U.S. exchanges in the first quarter, consistent with Q4 2025 in terms of transaction count, but substantially lower (-37%) in terms of proceeds. Offerings skewed noticeably smaller, with only one transaction generating proceeds over \$1 billion. Broader market volatility related to the Middle East conflict appears to have curtailed appetite for public offerings, with only three operating company IPOs on U.S. exchanges in March. Continued equity market volatility tied to ongoing geopolitical risks may push out exit timing across the private equity industry this year. Lower liquidity and delayed distributions, however, could produce attractive opportunities for our secondaries and portfolio finance platforms.

Fears related to software exposure and AI-disintermediation risk drove credit spreads wider in the quarter across both broadly syndicated (“BSL”) and direct lending markets, particularly for lower-rated borrowers: in BSL markets, B-flat spreads widened 100 basis points in February and March relative to January. However, broader credit risks still appear contained, as defaults plus distressed exchanges in the leveraged loan market finished the quarter at a 3.48% rate, well below their 2024-2025 average of 4.27%, while private credit defaults stood at 2.73%, modestly above their 2024-2025 average of 2.21%. Recent credit events appear idiosyncratic rather than systemic, while concerns regarding software exposure do not fully reflect the significant dispersion across portfolios, vintages, and software subsectors, some of which appear materially less vulnerable to AI-related disruption than broader market sentiment suggests. Within the CLO market, widened liability spreads have put pressure on new CLO creation and reset activity as compared to recent years, while underlying loan prices have remained relatively resilient. The pullback in demand flows and normalization of spreads from 2025’s post-GFC lows could create opportunities for private credit businesses to deploy capital on more favorable terms.

In the first quarter of 2026, we deployed \$10.0 billion across our platform and in contrast to the deceleration in LBO activity in the broader market, we realized proceeds of \$12.2 billion in our traditional carry funds, including \$6.9 billion in realized proceeds in our U.S. buyout funds. We had \$13.0 billion in inflows in the first quarter of 2026 and \$52.5 billion in inflows over the last twelve months as of March 31, 2026. Inflows over the last twelve months include \$7.7 billion in our evergreen wealth products, which had \$19.0 billion in assets under management as of March 31, 2026, a nearly 80% increase from one year ago.

Our carry fund portfolio appreciated 1% in the first quarter. Within our Global Private Equity segment in the first quarter, our corporate private equity funds depreciated (2)% as market price decreases in certain publicly traded positions offset appreciation elsewhere, our infrastructure & natural resources funds appreciated 9% driven by our international energy funds and appreciation in the NGP Carry funds, and our real estate funds appreciated 1%. Our Global Credit carry funds, which represent approximately 11% of the total Global Credit remaining fair value as of March 31, 2026, appreciated 4% in the first quarter. Carry funds in our Carlyle AlInvest segment were flat in the first quarter.

Notable Developments

Dividends

In April 2026, our Board of Directors declared a quarterly dividend of \$0.35 per share to common stockholders of record at the close of business on May 18, 2026, payable on May 28, 2026.

Key Financial Measures

Our key financial measures and operating metrics are discussed in the following pages. Additional information regarding U.S. GAAP measures and our other significant accounting policies can be found in Note 2, Summary of Significant Accounting Policies, to the condensed consolidated financial statements included in this Quarterly Report on Form 10-Q.

Revenues

Revenues primarily consist of Fund management fees, Incentive fees, Investment income (including Performance allocations, realized and unrealized gains of our investments in our funds, and other principal investments), as well as Interest and other income.

Fund management fees. Fund management fees include management fees and transaction and portfolio advisory fees. We earn management fees for advisory services we provide to funds in which we hold a general partner interest or to funds or certain portfolio companies with which we have an investment advisory or investment management agreement. These fees are largely from either traditional closed-end, long-dated funds, which are highly predictable and stable, or Perpetual Capital products as defined below. Management fees also include catch-up management fees, which are episodic in nature and represent management fees charged to fund investors in subsequent closings of a fund which apply to the time period between the fee initiation date and the subsequent closing date. We also earn management fees on our CLOs and other structured products.

Transaction and portfolio advisory fees generally include capital markets fees generated by Carlyle Global Capital Markets in connection with activities related to the underwriting, issuance and placement of debt and equity securities, and loan syndication for our portfolio companies and third-party clients, which are generally not subject to rebate offsets as described below. Underwriting fees include gains, losses, and fees arising from securities offerings in which we participate in the underwriter syndicate.

Transaction and portfolio advisory fees also include fees we receive for the transaction and portfolio advisory services we provide to our portfolio companies. When covered by separate contractual agreements, we recognize transaction and portfolio advisory fees for these services when the performance obligation has been satisfied and collection is reasonably assured. We are generally required to offset our fund management fees by the transaction and advisory fees earned, which we refer to as “rebate offsets.”

The recognition of portfolio advisory fees, transactions fees, and capital markets fees can be volatile as they are primarily generated by investment activity within our funds, and therefore are impacted by our investment pace or other capital transactions at our portfolio companies.

Incentive fees. Incentive fees consist of performance-based incentive arrangements pursuant to management contracts when the return on assets under management exceeds certain benchmark returns or other performance targets. In such arrangements, incentive fees are recognized when the performance benchmark has been achieved.

Investment income (loss). Investment income (loss) consists of our performance allocations as well as the realized and unrealized gains and losses resulting from our equity method investments and other principal investments.

Performance allocations consist principally of the performance-based capital allocation from fund limited partners to us, commonly referred to as carried interest, from certain of our investment funds, which we refer to as the “carry funds.” Carried interest revenue is recognized by Carlyle upon appreciation of the valuation of our funds’ investments above certain return hurdles as set forth in each respective partnership agreement and is based on the amount that would be due to us pursuant to the fund partnership agreement at each period end as if the funds were liquidated at such date. Accordingly, the amount of carried interest recognized as performance allocations reflects our share of the fair value gains and losses of the associated funds’ underlying investments measured at their then-current fair values relative to the fair values as of the end of the prior period. As a result, the performance allocations earned in an applicable reporting period are not indicative of any future period, as fair values are based on conditions prevalent as of the reporting date. Refer to “—Trends Affecting Our Business” for further discussion.

For any given period, performance allocations revenue on our statement of operations may include reversals of previously recognized performance allocations due to a decrease in the value of a particular fund that results in a decrease of cumulative performance allocations earned to date. Since fund return hurdles are cumulative, previously recognized performance allocations also may be reversed in a period of appreciation that is lower than the particular fund’s hurdle rate. Additionally,

[Table of Contents](#)

unrealized performance allocations reverse when performance allocations are realized, and unrealized performance allocations can be negative if the amount of realized performance allocations exceed total performance allocations generated in the period. The timing and receipt of realized performance allocations varies with the lifecycle of our carry funds and there is often a difference between the time we start accruing performance allocations and realization. The timing of performance allocation realizations from our Carlyle AlpInvest, Carlyle Aviation, and Abingworth funds is typically later than in our other carry funds based on the terms of such arrangements.

Under our arrangements with the historical owners and management teams of AlpInvest and Abingworth, the amount of carried interest to which we are entitled varies. In some cases, we are entitled to 15% of the carried interest in respect of commitments from the historical owners of AlpInvest for the period between 2011 and 2020. In certain instances, carried interest associated with the AlpInvest fund vehicles is subject to entity level income taxes in the Netherlands. Additionally, in connection with the acquisition of Abingworth, we are entitled to 15% of carried interest generated from certain Abingworth funds.

Realized carried interest may be clawed back or given back to the fund if the fund's investment values decline below certain return hurdles, which vary from fund to fund. This amount is known as the "giveback obligation." In all cases, each investment fund is considered separately in evaluating carried interest and potential giveback obligations. See Note 7, Commitments and Contingencies, for more information.

Accrued performance allocations and accrued giveback obligations at a point in time assume a hypothetical liquidation of the funds' investments at their then current fair values. Each investment fund is considered separately in evaluating carried interest and potential giveback obligations. These assets and liabilities will continue to fluctuate in accordance with the fair values of the funds' investments until they are realized. The Company uses "net accrued performance revenues" to refer to the aggregation of the accrued performance allocations net of (i) accrued giveback obligations, (ii) accrued performance allocations related compensation, (iii) performance allocations related tax obligations, and (iv) accrued performance allocations attributable to non-controlling interests. Net accrued performance revenues exclude any net accrued performance allocations and incentive fees that have been realized but will be collected in subsequent periods, as well as net accrued performance revenues which are presented as fee related performance revenues when realized in our non-GAAP financial measures. Realized performance allocation-related compensation that has not yet been paid is also excluded from our net accrued performance allocations.

In addition, realized performance allocations may be reversed in future periods to the extent that such amounts become subject to a giveback obligation. The aggregate amount of giveback obligations realized since Carlyle's inception totaled \$264.6 million, \$181.8 million of which was related to various Legacy Energy Funds. Given that current and former senior Carlyle professionals and other limited partners of the Carlyle Holdings partnerships are responsible for paying the majority of the realized giveback obligation, only \$88.5 million of the \$264.6 million aggregate giveback obligation realized since inception was attributable to Carlyle. The realization of giveback obligations for the Company's portion of such obligations reduces Distributable Earnings in the period realized. Further, each individual who holds equity interests in carried interest generated by our funds and is a recipient of realized carried interest typically signs a guarantee agreement or partnership agreement that personally obligates such person to return his/her pro rata share of any amounts of realized carried interest previously distributed that are later clawed back. Accordingly, carried interest as performance allocation compensation is subject to return to the Company in the event a giveback obligation is funded. Generally, the actual giveback liability, if any, does not become due until the end of a fund's life.

In addition, in our discussion of our non-GAAP results, we use the term "realized net performance revenues" to refer to realized performance allocations and incentive fees from our funds, net of the portion allocated to our investment professionals, and other employees and certain tax expenses associated with carried interest attributable to certain partners and employees, which are reflected as realized performance allocations and incentive fees related compensation expense. See "—Non-GAAP Financial Measures" and "—Segment Analysis" for the amount of realized net performance revenues recognized each period and related discussion.

Investment income also represents the realized and unrealized gains and losses on our principal investments, including our investments in Carlyle funds that are not consolidated, and our strategic investments in NGP as described below. Realized principal investment income (loss) is recorded when we redeem all or a portion of our investment or when we receive or are due cash income, such as dividends or distributions. A realized principal investment loss is also recorded when an investment is deemed to be permanently impaired or worthless. Unrealized principal investment income (loss) results from changes in the fair value of the underlying investment, as well as the reversal of previously recognized unrealized gains (losses) at the time an investment is realized.

[Table of Contents](#)

We account for our investments in NGP under the equity method of accounting. Our investments in NGP include the equity interests in NGP Management and the general partners of certain carry funds advised by NGP. Following the restructuring of the terms of our strategic investment in NGP in March 2025 (the “Restructuring”), our equity interests in NGP Management entitle us to an allocation of income equal to 55.0% of the management fee related revenues earned by NGP Management for existing funds, and up to 55.0% for all NGP funds that held an initial closing after December 31, 2024, including all management fees being retained by NGP for the years 2025 through 2028 on such future NGP funds. Our investment in the general partners of the NGP Carry Funds entitle us to up to 47.5% of the performance allocations received from NGP fund general partners. For further information regarding our strategic investments in NGP and the Restructuring, refer to Note 4, Investments, to the condensed consolidated financial statements included in this Quarterly Report on Form 10-Q.

We record investment income (loss) for our equity income allocation from NGP management fee related revenues and our share of any allocated expenses from NGP Management, as well as expenses associated with the compensatory elements of the strategic investment and any impairment charges. We also record our equity income allocation from NGP performance allocations in principal investment income (loss) from equity method investments rather than performance allocations in our condensed consolidated statements of operations. We do not control or manage NGP. Moreover, we do not operate NGP’s business, have representation on NGP’s board or serve as an investment advisor to any investment fund sponsored by NGP, nor do we direct the operations of any of NGP’s portfolio companies. While we have consent rights over certain major actions by NGP outside of the ordinary course of NGP’s business (including, for example, consent rights over items such as amendments to the organizational documents of the entity in which we are invested, changes to the management fee streams earned by NGP under its fund agreements, or the incurrence of certain debt by NGP and other similar items), we have no voting rights or consent rights on any NGP investment committee that selects investments to be made by NGP funds.

Interest and other income. Interest and other income primarily represents reimbursement of certain costs incurred on behalf of our funds, as well as interest income that we earn such as from our cash and money market accounts and other investments, including CLO senior and subordinated notes.

Interest and other income of Consolidated Funds. Interest and other income of Consolidated Funds primarily represents the interest earned on assets of consolidated CLOs. Our CLOs generate interest income primarily from investments in bonds and loans, inclusive of amortization of discounts, and generate other income from consent and amendment fees.

Net investment income (loss) of Consolidated Funds. Net investment income (loss) of Consolidated Funds generally measures the change in the difference in fair value between the assets and the liabilities of the Consolidated Funds. Income (loss) indicates that the fair value of the assets of the Consolidated Funds appreciated more (less), or depreciated less (more), than the fair value of the liabilities of the Consolidated Funds. Income or loss is not necessarily indicative of the investment performance of the Consolidated Funds and does not impact the management or incentive fees received by Carlyle for its management of the Consolidated Funds. The portion of the net investment income (losses) of Consolidated Funds attributable to the limited partner investors is allocated to non-controlling interests. Therefore, income or loss is not expected to have a material impact on the revenues or profitability of the Company beyond the Company’s capital invested in the Consolidated Funds. Moreover, although the assets of the Consolidated Funds are consolidated onto our balance sheet pursuant to U.S. GAAP, ultimately we do not have recourse to such assets and such liabilities are generally non-recourse to us. Therefore, income or loss from the Consolidated Funds does not generally have a material impact on the assets available to our common stockholders.

Expenses

Compensation and benefits. Compensation includes salaries, bonuses, equity-based compensation, and performance payment arrangements. Bonuses are accrued over the service period to which they relate.

We recognize as compensation expense the portion of performance allocations and incentive fees that are due to our employees, senior Carlyle professionals, advisors, and operating executives in a manner consistent with how we recognize the performance allocations and incentive fee revenue. These amounts are accounted for as compensation expense in conjunction with the related performance allocations and incentive fee revenue and, until paid, are recognized as a component of the accrued compensation and benefits liability. Compensation in respect of performance allocations and incentive fees is paid when the related performance allocations and incentive fees are realized, and not when such performance allocations and incentive fees are accrued. The funds do not have a uniform allocation of performance allocations and incentive fees to our employees, senior Carlyle professionals, advisors, and operating executives. However, we generally allocate a range of 60% to 70% of performance allocations and incentive fees to our employees.

[Table of Contents](#)

In addition, we have implemented various equity-based compensation arrangements that require senior Carlyle professionals and other employees to provide services over a service period of generally one year to four years in order to vest in the applicable equity interests, which under U.S. GAAP will result in compensation charges over current and future periods. In certain of our equity-based compensation arrangements, vesting is based on the achievement of certain performance targets or market conditions (see Note 13, Equity-Based Compensation, for additional information). Compensation charges associated with all equity-based compensation grants are excluded from Fee Related Earnings and Distributable Earnings.

We may hire additional individuals and overall compensation levels may correspondingly increase, which could result in an increase in compensation and benefits expense. As a result of prior acquisitions, we have charges associated with contingent consideration taking the form of earn-outs and profit participation, some of which are reflected as compensation expense.

General, administrative and other expenses. General, administrative and other expenses include occupancy and equipment expenses and other expenses, which consist principally of professional fees, including those related to our global regulatory compliance program, external costs of fundraising, travel and related expenses, communications and information services, depreciation and amortization (including intangible asset amortization and impairment), bad debt expense, and foreign currency transactions. We expect that general, administrative and other expenses will vary due to infrequently occurring or unusual items, such as impairment of intangible assets or lease right-of-use assets and expenses or insurance recoveries associated with litigation and contingencies. Also, in periods of significant fundraising, to the extent that we use third parties to assist in our fundraising efforts, our general, administrative and other expenses may increase accordingly. Similarly, our general, administrative and other expenses may increase as a result of professional and other fees incurred as part of due diligence related to strategic acquisitions and new product development. Additionally, we anticipate that general, administrative and other expenses will fluctuate from period to period due to the impact of foreign exchange transactions.

Interest and other expenses of Consolidated Funds. Interest and other expenses of Consolidated Funds consist primarily of interest expense related primarily to loans of consolidated CLOs and other consolidated funds, professional fees and other third-party expenses.

Income taxes. Income taxes are accounted for using the asset and liability method of accounting. Under this method, deferred tax assets and liabilities are recognized for the expected future tax consequences of differences between the carrying amounts of assets and liabilities and their respective tax basis, using currently enacted tax rates. The effect on deferred tax assets and liabilities of a change in tax rates is recognized in income in the period in which the change is enacted. Deferred tax assets are reduced by a valuation allowance when it is more likely than not that some or all of the deferred tax assets will not be realized.

Non-controlling Interests in Consolidated Entities. Non-controlling interests in consolidated entities represent the component of equity in consolidated entities not held by us. These interests are adjusted for general partner allocations.

Earnings Per Common Share. We compute earnings per common share in accordance with ASC 260, *Earnings Per Share*. Basic earnings per common share is calculated by dividing net income (loss) attributable to the common shares of the Company by the weighted average number of common shares outstanding for the period. Diluted earnings per common share reflects the assumed conversion of all dilutive securities. See Note 11, Earnings Per Common Share, to the condensed consolidated financial statements in this Quarterly Report on Form 10-Q for more information.

Non-GAAP Financial Measures

Distributable Earnings. Distributable Earnings, or “DE,” is a key performance benchmark used in our industry and is evaluated regularly in making resource deployment and compensation decisions, and in assessing the performance of our three segments. We also use DE in our budgeting, forecasting, and the overall management of our segments. We believe that reporting DE is helpful to understanding our business and that investors should review the same supplemental financial measure that management uses to analyze our segment performance. DE is intended to show the amount of net realized earnings without the effects of consolidation of the Consolidated Funds. DE is derived from our segment reported results and is an additional measure to assess performance.

Distributable Earnings differs from income (loss) before provision for income taxes computed in accordance with U.S. GAAP in that it includes certain tax expenses associated with certain foreign performance revenues (composed of performance allocations and incentive fees), and does not include unrealized performance allocations and related compensation expense, unrealized principal investment income, equity-based compensation expense, net income (loss) attributable to non-Carlyle interest in consolidated entities, or charges (credits) related to Carlyle corporate actions and non-recurring items that affect period-to-period comparability and are not reflective of the Company’s operational performance. Charges (credits) related to

[Table of Contents](#)

Carlyle corporate actions and non-recurring items include: charges associated with the Conversion, charges associated with acquisitions, dispositions, or strategic investments, changes in the tax receivable agreement liability, amortization and any impairment charges associated with acquired intangible assets, transaction costs associated with acquisitions and dispositions, charges associated with earn-outs and contingent consideration including gains and losses associated with the estimated fair value of contingent consideration issued in conjunction with acquisitions or strategic investments, impairment charges associated with lease right-of-use assets, gains and losses from the retirement of debt, charges associated with contract terminations and employee severance, and non-recurring items that affect period-to-period comparability and are not reflective of the Company's operating performance. We believe the inclusion or exclusion of these items provides investors with a meaningful indication of our core operating performance. This measure supplements and should be considered in addition to and not in lieu of the results of operations discussed further under "—Consolidated Results of Operations" prepared in accordance with U.S. GAAP.

Fee Related Earnings. Fee Related Earnings, or "FRE," is a component of DE and is used to assess the ability of the business to cover base compensation and operating expenses from total fee revenues. FRE adjusts DE to exclude net realized performance revenues, realized principal investment income from investments in Carlyle funds, and net interest (interest income less interest expense). Fee Related Earnings includes fee related performance revenues and related compensation expense. Fee related performance revenues represent the realized portion of performance revenues that are measured and received on a recurring basis, are not dependent on realization events, and which have no risk of giveback.

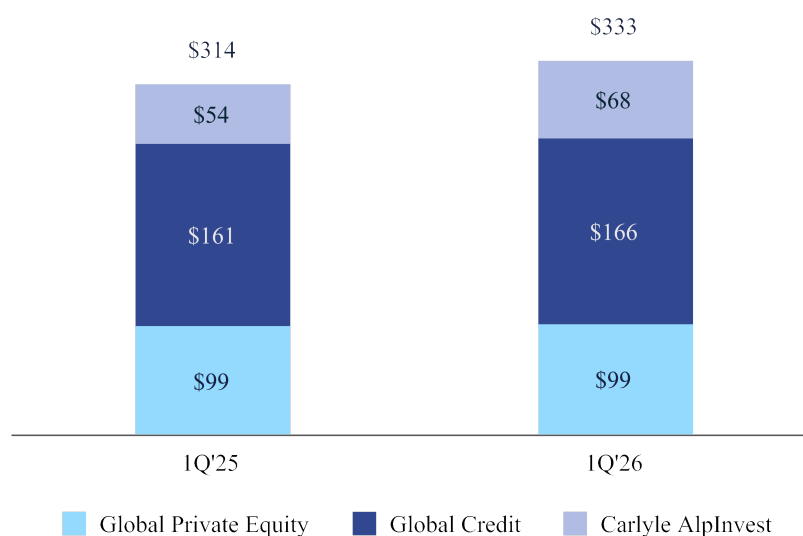
Operating Metrics

We monitor certain operating metrics that are common to the asset management industry.

Fee-earning Assets under Management. Fee-earning assets under management or Fee-earning AUM refers to the assets we manage or advise from which we derive recurring fund management fees. Our Fee-earning AUM is generally based on one of the following, once fees have been activated:

- (a) the amount of limited partner capital commitments, generally for carry funds where the original investment period has not expired and for AlpInvest carry funds during the commitment fee period (see "Fee-earning AUM based on capital commitments" in the table below for the amount of this component at each period);
- (b) the remaining amount of limited partner invested capital at cost, generally for carry funds and certain co-investment vehicles where the original investment period has expired (see "Fee-earning AUM based on invested capital" in the table below for the amount of this component at each period);
- (c) the amount of aggregate fee-earning collateral balance at par of our CLOs and other securitization vehicles, as defined in the fund indentures (pre-2020 CLO vintages are generally exclusive of equities and defaulted positions) as of the quarterly cut-off date;
- (d) the external investor portion of the net asset value of certain carry funds and evergreen products (see "Fee-earning AUM based on net asset value" in the table below for the amount of this component at each period);
- (e) the fair value of Fortitude's general account assets invested under the strategic advisory services agreement (see "Fee-earning AUM based on fair value and other" in the table below);
- (f) the gross assets (including assets acquired with leverage) of certain cross-platform credit and direct lending products, excluding cash and cash equivalents for one of our business development companies (included in "Fee-earning AUM based on fair value and other" in the table below); and
- (g) the lower of cost or fair value of invested capital, generally for AlpInvest carry funds where the commitment fee period has expired and certain carry funds where the investment period has expired, (included in "Fee-earning AUM based on fair value and other" in the table below).

The chart below presents Fee-earning AUM by segment at each period, in billions.



The table below details Fee-earning AUM by its respective components at each period.

	As of March 31,	
	2026	2025
Consolidated Results		
Components of Fee-earning AUM		
Fee-earning AUM based on capital commitments	\$ 71,716	\$ 60,730
Fee-earning AUM based on invested capital	78,378	82,747
Fee-earning AUM based on collateral balances, at par	42,344	44,359
Fee-earning AUM based on net asset value	32,079	24,411
Fee-earning AUM based on fair value and other	108,840	101,596
Balance, End of Period⁽¹⁾	\$ 333,357	\$ 313,843

(1) Ending balances as of March 31, 2026 and 2025 exclude \$21.2 billion and \$25.6 billion, respectively, of Pending Fee-earning AUM for which fees have not yet been activated.

The table below provides the period to period rollforward of Fee-earning AUM.

	Three Months Ended March 31,	
	2026	2025
Consolidated Results		
Fee-earning AUM Rollforward		
Balance, Beginning of Period	\$ 336,778	\$ 304,358
Inflows ⁽¹⁾	7,637	11,866
Outflows (including realizations) ⁽²⁾	(8,814)	(5,606)
Market Activity & Other ⁽³⁾	(1,541)	1,430
Foreign Exchange ⁽⁴⁾	(703)	1,795
Balance, End of Period	\$ 333,357	\$ 313,843

[Table of Contents](#)

- (1) Inflows represents limited partner capital raised by our carry funds or separately managed accounts for which management fees based on commitments were activated during the period, the fee-earning commitments invested in vehicles for which management fees are based on invested capital, the fee-earning collateral balance of new CLO issuances, reinsurance and other transactions at Fortitude, as well as gross subscriptions in vehicles for which management fees are based on net asset value. Inflows exclude fundraising amounts during the period for which fees have not yet been activated, which are referenced as Pending Fee-earning AUM.
- (2) Outflows represents the impact of realizations from vehicles with management fees based on remaining invested capital at cost or fair value, changes in basis for funds where the investment period, weighted-average investment period or commitment fee period has expired during the period, reductions for funds that are no longer calling for fees, gross redemptions in our evergreen funds, and outflows from our liquid credit products. Distributions for funds earning management fees based on commitments during the period do not affect Fee-earning AUM.
- (3) Market Activity & Other represents realized and unrealized gains (losses) on portfolio investments in our carry funds based on the lower of cost or fair value and net asset value, activity of funds with fees based on gross asset value, and changes in the fair value of Fortitude's general account assets covered by the strategic advisory services agreement.
- (4) Foreign Exchange represents the impact of foreign exchange rate fluctuations on the translation of our non-U.S. dollar denominated funds. Activity during the period is translated at the average rate for the period. Ending balances are translated at the spot rate as of the period end.

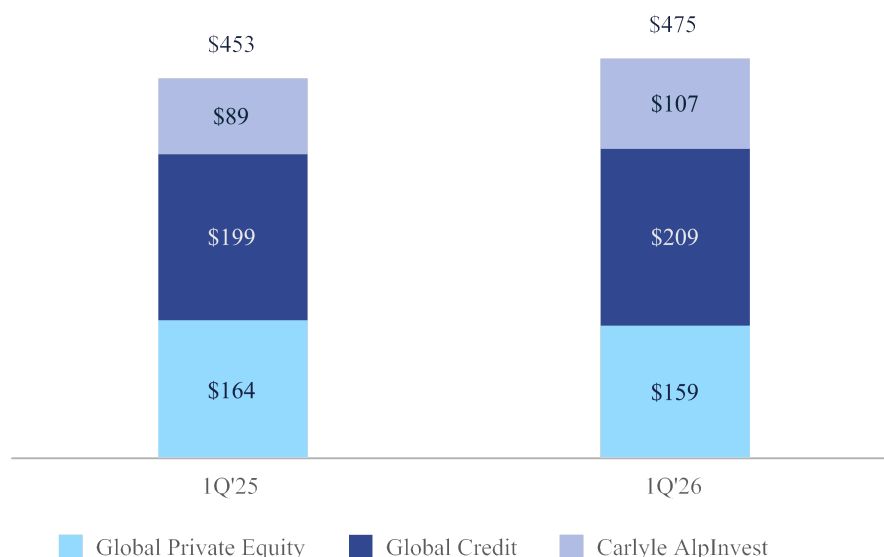
Refer to “—Segment Analysis” for a detailed discussion by segment of the activity affecting Fee-earning AUM for each of the periods presented by segment.

Assets under Management. Assets under management or “AUM” refers to the assets we manage or advise. Our AUM generally equals the sum of the following:

- (a) the aggregate fair value of our carry funds and related co-investment vehicles, and separately managed accounts, plus the capital that Carlyle is entitled to call from investors in those funds and vehicles (including Carlyle commitments to those funds and vehicles and those of senior Carlyle professionals and employees) pursuant to the terms of their capital commitments to those funds and vehicles;
- (b) the amount of aggregate collateral balance and principal cash at par or aggregate principal amount of the notes of our CLOs and other structured products (inclusive of all positions);
- (c) the net asset value of certain carry funds and evergreen products;
- (d) the fair value of Fortitude's general account assets invested under the strategic advisory services agreement; and
- (e) the gross assets (including assets acquired with leverage) of certain cross-platform credit and direct lending products, plus the capital that Carlyle is entitled to call from investors in those vehicles pursuant to the terms of their capital commitments to those vehicles.

[Table of Contents](#)

The chart below presents Total AUM by segment at each period, in billions.



We include in our calculation of AUM and Fee-earning AUM the NGP Energy Funds that are advised by NGP. Our calculation of AUM also includes third-party capital raised for the investment in Fortitude through a Carlyle-affiliated investment fund and from strategic investors who directly invest in Fortitude alongside the fund. The AUM and Fee-earning AUM related to the strategic advisory services agreement with Fortitude are inclusive of the net asset value of investments in Carlyle products. These amounts are also reflected in the AUM and Fee-earning AUM of the strategy in which they are invested.

For most of our Global Private Equity and Carlyle AlpInvest carry funds, total AUM includes the fair value of the capital invested, whereas Fee-earning AUM includes the amount of capital commitments or the remaining amount of invested capital, depending on whether the original investment period for the fund has expired. As such, Fee-earning AUM may be greater than total AUM when the aggregate fair value of the remaining investments is less than the cost of those investments.

Our calculations of AUM and Fee-earning AUM may differ from the calculations of other asset managers. As a result, these measures may not be comparable to similar measures presented by other asset managers. In addition, our calculation of AUM (but not Fee-earning AUM) includes uncalled commitments to, and the fair value of invested capital in, our investment funds from Carlyle and our personnel, regardless of whether such commitments or invested capital are subject to management fees or performance allocations. Our calculations of AUM or Fee-earning AUM are not based on any definition of AUM or Fee-earning AUM that is set forth in the agreements governing the investment funds that we manage or advise.

We generally use Fee-earning AUM as a metric to measure changes in the assets from which we earn recurring management fees. Total AUM tends to be a better measure of our investment and fundraising performance as it reflects investments at fair value plus available capital.

[Table of Contents](#)

The table below provides the period to period rollforward of Total AUM.

Consolidated Results	Three Months Ended March 31, 2026	
	(Dollars in millions)	
Total AUM Rollforward		
Balance, Beginning of Period	\$	476,867
Inflows ⁽¹⁾		12,978
Outflows (including realizations) ⁽²⁾		(13,526)
Market Activity & Other ⁽³⁾		96
Foreign Exchange ⁽⁴⁾		(997)
Balance, End of Period	\$	475,418

- (1) Inflows generally reflects the impact of gross fundraising, reinsurance and other transactions at Fortitude, and corporate acquisitions during the period, if any. For funds or vehicles denominated in foreign currencies, this reflects translation at the average quarterly rate.
- (2) Outflows includes distributions net of recallable or recyclable amounts in our carry funds, related co-investment vehicles, and separately managed accounts, gross redemptions in our evergreen products, outflows from our liquid credit products, and the expiration of available capital.
- (3) Market Activity & Other generally represents realized and unrealized gains (losses) on portfolio investments in our carry funds and related co-investment vehicles, and separately managed accounts, as well as the net impact of fees, expenses and non-investment income, change in gross asset value for our business development companies, changes in the fair value of Fortitude's general account assets covered by the strategic advisory services agreement, and other changes in AUM.
- (4) Foreign Exchange represents the impact of foreign exchange rate fluctuations on the translation of our non-U.S. dollar denominated funds. Activity during the period is translated at the average rate for the period. Ending balances are translated at the spot rate as of the period end.

Please refer to “—Segment Analysis” for a detailed discussion by segment of the activity affecting Total AUM for each of the periods presented.

Available Capital. “Available Capital” refers to the amount of capital commitments available to be called for investments, which may be reduced for equity invested that is funded via a fund credit facility and expected to be called from investors at a later date, plus any additional assets/liabilities at the fund level other than active investments. Amounts previously called may be added back to available capital following certain distributions. “Expired Available Capital” occurs when a fund has passed the investment and follow-on periods and can no longer invest capital into new or existing deals. Any remaining Available Capital, typically a result of either recycled distributions or specific reserves established for the follow-on period that are not drawn, can only be called for fees and expenses and is therefore removed from the Total AUM calculation.

Perpetual Capital. “Perpetual Capital” refers to the assets we manage or advise which have an indefinite term and for which there is no immediate requirement to return capital to investors upon the realization of investments made with such capital, except as required by applicable law. Perpetual Capital may be materially reduced or terminated under certain conditions, including reductions from changes in valuations and payments to investors, including through elections by investors to redeem their investments, dividend payments, and other payment obligations, as well as the termination of or failure to renew the respective investment advisory agreements. Perpetual Capital includes: (a) assets managed under the strategic advisory services agreement with Fortitude, (b) our Core Plus real estate fund, (c) our business development companies and certain other direct lending products, (d) Carlyle Tactical Private Credit Fund (“CTAC”), (e) our closed-end tender offer Carlyle AlpInvest Private Markets (“CAPM”) funds and Carlyle AlpInvest Private Markets Secondaries (“CAPS”) funds, and (f) certain other structured credit and asset-backed finance products. As of March 31, 2026, our total AUM and Fee-earning AUM included \$115.8 billion and \$111.5 billion, respectively, of Perpetual Capital. Our Perpetual Capital total AUM and Fee-earning AUM, exclusive of assets managed under the strategic advisory services agreement with Fortitude, was \$36.7 billion and \$32.3 billion, respectively, as of March 31, 2026.

Performance Fee Eligible AUM. “Performance Fee Eligible AUM” represents the AUM of funds for which we are entitled to receive performance allocations, inclusive of the fair value of investments in those funds (which we refer to as “Performance Fee Eligible Fair Value”) and their Available Capital. Performance Fee Eligible Fair Value is “Performance Fee-Generating” when the associated fund has achieved the specified investment returns required under the terms of the fund’s agreement and is accruing performance revenue as of the quarter-end reporting date. Funds whose performance allocations are treated as fee related performance revenues are excluded from these metrics. As of March 31, 2026, our total AUM included \$230.7 billion of Performance Fee Eligible AUM.

Consolidation of Certain Carlyle Funds

The Company consolidates all entities that it controls either through a majority voting interest or as the primary beneficiary of variable interest entities. The entities we consolidate are referred to collectively as the Consolidated Funds in our condensed consolidated financial statements. The assets and liabilities of the Consolidated Funds are generally held within separate legal entities and, as a result, the assets of the Consolidated Funds are not available to support our operating activities and similarly the liabilities of the Consolidated Funds are non-recourse to us. As of March 31, 2026, our Consolidated Funds represent approximately 4% of our AUM; 2% of our management fees for the three months ended March 31, 2026; and 11% of our total investment income or loss on an unconsolidated basis for the three months ended March 31, 2026.

We are not required under the consolidation guidance to consolidate in our financial statements most of the investment funds we advise. However, we consolidate certain CLOs and certain other funds that we advise, and the number of funds we are required to consolidate has been increasing as a result of the impacts of capital from our balance sheet invested in new products and our indirect interest in funds through our investment in Fortitude (see Note 4, Investments). As of March 31, 2026, the assets and liabilities of the Consolidated Funds were primarily related to our consolidated CLOs, which held approximately \$12.0 billion of total assets. Additionally, the Investments of Consolidated Funds included approximately \$0.9 billion related to investments that have been bridged to investment funds in our Global Private Equity segment.

Generally, the consolidation of the Consolidated Funds has a gross-up effect on our assets, liabilities and cash flows but has no net effect on the net income attributable to the Company. The majority of the net economic ownership interests of the Consolidated Funds are reflected as non-controlling interests in consolidated entities in the condensed consolidated financial statements. However, in certain Consolidated Funds, particularly those where we have elected to invest additional amounts or bridge investments in new investment areas, the non-controlling interests are less significant and may impact net income attributable to the common stockholders.

The Consolidated Funds are not the same entities in all periods presented. The Consolidated Funds in future periods may change due to changes in fund terms, formation of new funds, and terminations of funds. Because only a small portion of our funds are consolidated, the performance of the Consolidated Funds is not necessarily consistent with or representative of the combined performance trends of all of our funds.

For further information on our consolidation policy and the consolidation of certain funds, see Note 2, Summary of Significant Accounting Policies, to the condensed consolidated financial statements included in this Quarterly Report on Form 10-Q.

Consolidated Results of Operations

The following table and discussion sets forth information regarding our condensed consolidated results of operations for the three months ended March 31, 2026 and 2025. Our condensed consolidated financial statements have been prepared on substantially the same basis for all historical periods presented; however, the Consolidated Funds are not the same entities in all periods shown due to changes in fund terms and the creation and termination of funds. As further described above, the consolidation of these funds primarily has the impact of increasing interest and other income of Consolidated Funds, interest and other expenses of Consolidated Funds, and net investment income (losses) of Consolidated Funds in the year that the fund is initially consolidated. The consolidation of these funds had no effect on net income attributable to the Company for the periods presented.

	Three Months Ended March 31,		Change	
	2026	2025	\$	%
(Dollars in millions)				
Revenues				
Fund management fees	\$ 584.0	\$ 586.1	\$ (2.1)	0 %
Incentive fees	51.7	43.2	8.5	20 %
Investment income (loss)				
Performance allocations	(681.1)	222.9	(904.0)	NM
Principal investment income (loss)	64.4	(63.1)	127.5	NM
Total investment income (loss)	(616.7)	159.8	(776.5)	NM
Interest and other income	55.3	50.6	4.7	9 %
Interest and other income of Consolidated Funds	179.7	133.4	46.3	35 %
Total revenues	254.0	973.1	(719.1)	(74)%
Expenses				
Compensation and benefits				
Cash-based compensation and benefits	227.1	218.4	8.7	4 %
Equity-based compensation	119.8	103.5	16.3	16 %
Performance allocations and incentive fee related compensation	(367.9)	171.4	(539.3)	NM
Total compensation and benefits	(21.0)	493.3	(514.3)	NM
General, administrative and other expenses	184.6	173.6	11.0	6 %
Interest	38.6	27.8	10.8	39 %
Interest and other expenses of Consolidated Funds	166.4	113.5	52.9	47 %
Total expenses	368.6	808.2	(439.6)	(54)%
Other income (loss)				
Net investment income (loss) of Consolidated Funds	(64.4)	6.1	(70.5)	NM
Income (loss) before provision for income taxes	(179.0)	171.0	(350.0)	NM
Provision (benefit) for income taxes	(37.1)	12.4	(49.5)	NM
Net income (loss)	(141.9)	158.6	(300.5)	NM
Net income (loss) attributable to non-controlling interests in consolidated entities	(9.7)	28.6	(38.3)	NM
Net income (loss) attributable to The Carlyle Group Inc. Common Stockholders	<u>\$ (132.2)</u>	<u>\$ 130.0</u>	<u>\$ (262.2)</u>	<u>NM</u>

NM - Not meaningful

Revenues

Fund management fees. Fund management fees decreased \$2.1 million for the three months ended March 31, 2026, as compared to the three months ended March 31, 2025, primarily due to the following:

	Three Months Ended March 31, 2026 v. 2025	
	(Dollars in millions)	
Higher management fees from the commencement of the investment period for certain newly raised funds which charge fees based on commitments and the impact of incremental fundraising in funds which activated fees in a prior period	\$	58.7
Net lower management fees resulting from the change in basis from commitments to invested capital and step-downs in rate for certain funds, and the impact of net investment activity in funds whose management fees are based on invested capital		(17.0)
Decrease in catch-up management fees from subsequent closes of funds that are in the fundraising period		(15.9)
Lower transaction and portfolio advisory fees		(27.4)
All other changes		(0.5)
Total decrease in Fund management fees ⁽¹⁾	\$	<u>(2.1)</u>

(1) Total decrease in Fund management fees does not include our equity income allocation from NGP management fee related revenues. We do not control NGP and account for our strategic investment in NGP as an equity method investment under U.S. GAAP. Therefore, Fund management fees associated with NGP are included in Principal investment income (loss) in our U.S. GAAP results.

No fund generated over 10% of total fund management fees in any of the periods presented. Fee-earning AUM as of March 31, 2026 increased in Carlyle AlpInvest and Global Credit, and remained flat in Global Private Equity as compared to March 31, 2025, resulting in greater diversification in our fund management fee base across our three business segments.

Fund management fees included transaction and portfolio advisory fees, net of rebate offsets, of \$49.3 million and \$76.7 million for the three months ended March 31, 2026 and 2025, respectively. These fees primarily comprise capital markets fees generated by Carlyle Global Capital Markets. The recognition of portfolio advisory fees, transactions fees, and capital markets fees can be volatile as they are primarily generated by investment activity within our funds, and therefore are impacted by our investment pace. See “—Trends Affecting Our Business” for further discussion on our investment activity and broader market trends.

[Table of Contents](#)

Investment income (loss). Investment income (loss) was \$(616.7) million and \$159.8 million for the three months ended March 31, 2026 and 2025, respectively. The components of Investment income (loss) are included in the following table:

	Three Months Ended March 31,		Change	
	2026	2025	\$	%
(Dollars in millions)				
Performance allocations	\$ (681.1)	\$ 222.9	\$ (904.0)	NM
Principal investment income (loss):				
Investment income (loss) from NGP, which includes performance allocations	55.3	(107.2)	162.5	NM
Investment income (loss) from our carry funds:				
Global Private Equity	(1.7)	11.5	(13.2)	NM
Global Credit	3.1	0.8	2.3	288 %
Carlyle AlpInvest	(3.0)	2.2	(5.2)	NM
Investment loss from our CLOs	(9.7)	(0.8)	(8.9)	NM
Investment income from Carlyle FRL	6.8	13.9	(7.1)	(51)%
Investment income from our other Global Credit products	1.0	6.4	(5.4)	(84)%
Investment income from our other Carlyle AlpInvest products	13.4	11.6	1.8	16 %
Investment loss on foreign currency hedges	(1.0)	(0.8)	(0.2)	25 %
All other investment loss	0.2	(0.7)	0.9	(129)%
Total Principal investment income (loss)	64.4	(63.1)	127.5	NM
Total Investment income (loss)	<u>\$ (616.7)</u>	<u>\$ 159.8</u>	<u>\$ (776.5)</u>	<u>NM</u>

Performance allocations. Performance allocations by segment for the three months ended March 31, 2026 and 2025 comprised the following:

	Three Months Ended March 31,		Change	
	2026	2025	\$	%
(Dollars in millions)				
Global Private Equity	\$ (698.1)	\$ 85.0	\$ (783.1)	NM
Global Credit	36.7	79.0	(42.3)	(54)%
Carlyle AlpInvest	(19.7)	58.9	(78.6)	NM
Total performance allocations	<u>\$ (681.1)</u>	<u>\$ 222.9</u>	<u>\$ (904.0)</u>	<u>NM</u>

Performance allocations for the three months ended March 31, 2026 included the following:

- In the Global Private Equity segment, for the three months ended March 31, 2026, reversals of Performance allocations were primarily attributable to depreciation in CP VII, driven primarily by a decrease in the market prices of certain public investments and the impact of preferred return, partially offset by accruals of Performance allocations resulting from appreciation in our international energy funds and CJP IV.
- In the Global Credit segment, for the three months ended March 31, 2026, Performance allocation accruals were primarily driven by appreciation in CCOF III and SASOF V.
- In the Carlyle AlpInvest segment, for the three months ended March 31, 2026, Performance allocation reversals were primarily driven by depreciation in our co-investment funds, partially offset by appreciation in our secondaries & portfolio finance funds.

Performance allocations for the three months ended March 31, 2025 included the following:

- In the Global Private Equity segment, for the three months ended March 31, 2025, performance allocation accruals were primarily driven by appreciation in CP VII, CP VI, and our infrastructure & natural resources strategy, partially offset by the reversal of Performance allocations in CAP V reflecting portfolio depreciation largely driven by publicly traded portfolio companies and the impact of preferred returns.
- In the Global Credit segment, for the three months ended March 31, 2025, Performance allocation accruals were primarily driven by appreciation in SASOF V and CCOF II.

[Table of Contents](#)

- In the Carlyle AlpInvest segment, for the three months ended March 31, 2025, performance allocation accruals were primarily driven by appreciation in our co-investment funds.

See “—Trends Affecting Our Business” for further discussion on the macroeconomic, geopolitical and industry landscape, and our investment activity.

Principal investment income (loss). Principal investment income for the three months ended March 31, 2026 was primarily attributable to performance allocations on funds managed by NGP. Principal investment loss for the three months ended March 31, 2025 was primarily attributable to an impairment charge of \$92.5 million and a \$38.0 million reduction in NGP accrued carry, both of which negatively impacted the three months ended March 31, 2025 as a result of the restructuring of the terms of our strategic investment in NGP (see Note 4, Investments, for more information).

Interest and other income of Consolidated Funds. Interest and other income of Consolidated Funds increased \$46.3 million for the three months ended March 31, 2026, as compared to the three months ended March 31, 2025, primarily driven by an increase in interest income from our consolidated CLOs.

Expenses

Compensation and benefits. Total compensation and benefits decreased \$514.3 million for the three months ended March 31, 2026, as compared to the three months ended March 31, 2025. The decrease for the three months ended March 31, 2026 relative to the comparable prior year period is primarily attributable to a decrease in Performance allocations and incentive fee related compensation of \$539.3 million, which was primarily driven by a decrease in Performance allocations, on which Performance allocations and incentive fee related compensation is based. This was partially offset by an increase in Equity-based compensation of \$16.3 million, primarily driven by stock awards granted in December 2025 and February 2026 to further align leadership with company performance.

Interest and other expenses of Consolidated Funds. Interest and other expenses of Consolidated Funds increased \$52.9 million for the three months ended March 31, 2026, as compared to the three months ended March 31, 2025, primarily attributable to higher interest expense related to the consolidated CLOs and higher interest expense related to a collateralized fund obligation in the Carlyle AlpInvest segment that was consolidated in the third quarter of 2025.

Net investment income (loss) of Consolidated Funds. The table below summarizes the components of Net investment income (loss) of Consolidated Funds, including our consolidated CLOs and certain other funds:

	Three Months Ended		Change	
	March 31,		\$	%
	2026	2025		
	(Dollars in millions)			
Net realized gains (losses) on investments of Consolidated Funds (excluding CLOs)	\$ 20.3	\$ 13.9	\$ 6.4	NM
Net change in unrealized gains (losses) on investments of Consolidated Funds (excluding CLOs)	(49.8)	2.3	(52.1)	NM
Net realized and unrealized gains (losses) on investments of Consolidated Funds (excluding CLOs)	(29.5)	16.2	(45.7)	NM
Gains (losses) on investments of consolidated CLOs	(219.1)	(9.2)	(209.9)	NM
Gains (losses) from liabilities of consolidated CLOs	184.2	(0.9)	185.1	NM
Net gains (losses) from consolidated CLOs	(34.9)	(10.1)	(24.8)	NM
Total net investment income (loss) of Consolidated Funds	<u>\$ (64.4)</u>	<u>\$ 6.1</u>	<u>\$ (70.5)</u>	<u>NM</u>

Net investment income (loss) of Consolidated Funds for the three months ended March 31, 2026 included losses of \$34.9 million from our consolidated CLOs, with the remaining activity primarily attributable to unrealized losses on an investment in a consolidated infrastructure fund in Global Private Equity. Through March 31, 2026, the cumulative unrealized investment loss recognized with respect to this investment attributable to the Company was approximately \$175 million, which will be realized upon the disposition of the fund’s investment, which we currently expect will occur in 2026.

Substantially all net investment income (loss) of Consolidated Funds, together with interest and other income of Consolidated Funds and interest and other expenses of Consolidated Funds, is attributable to the related funds’ limited partners or CLO investors. Accordingly, such amounts have no material impact on net income attributable to the Company beyond the Company’s capital invested in the Consolidated Funds.

[Table of Contents](#)

Provision (benefit) for income taxes. Our provision (benefit) for income taxes was \$(37.1) million and \$12.4 million for the three months ended March 31, 2026 and 2025, respectively. Our effective tax rate was approximately 21% and 7% for the three months ended March 31, 2026 and 2025, respectively. The effective tax rate for the three months ended March 31, 2026 and 2025 primarily comprised the 21% U.S. federal corporate income tax rate and the tax effects of equity-based compensation deductions, disallowed executive compensation, and non-controlling interest. For the three months ended March 31, 2026, the effective tax rate included the impact of a one-time tax expense related to a change in the tax classification of a consolidated subsidiary.

As of March 31, 2026 and December 31, 2025, the Company had federal, state, local, and foreign taxes payable of \$134.9 million and \$141.4 million, respectively, which is recorded as a component of accounts payable, accrued expenses and other liabilities in the accompanying condensed consolidated balance sheets.

Net income (loss) attributable to non-controlling interests in consolidated entities. Net income (loss) attributable to non-controlling interests in consolidated entities was \$(9.7) million for the three months ended March 31, 2026, as compared to \$28.6 million for the three months ended March 31, 2025. These amounts are primarily related to the net earnings of the Consolidated Funds attributable to the related fund's limited partners or CLO investors for each period, as well as net earnings from our insurance solutions business and certain other products that are allocated to certain third-party investors. These amounts also reflect the net income attributable to non-controlling interests in carried interest and giveback obligations. The net income (loss) of our Consolidated Funds, after eliminations, attributable to non-controlling interests was \$(2.5) million and \$8.0 million for the three months ended March 31, 2026 and 2025, respectively.

Non-GAAP Financial Measures

The following tables set forth information in the format used by management when making resource deployment decisions and in assessing performance of our segments. These Non-GAAP financial measures are presented for the three months ended March 31, 2026 and 2025. Our Non-GAAP financial measures exclude the effects of unrealized performance allocations net of related compensation expense, unrealized principal investment income, consolidated funds, acquisition and disposition-related items including amortization and any impairment charges of acquired intangible assets and contingent consideration taking the form of earn-outs, charges associated with the Conversion, impairment charges associated with lease right-of-use assets, gains or losses from retirement of debt, charges associated with contract terminations and employee severance, charges associated with equity-based compensation, changes in the tax receivable agreement liability, corporate actions, infrequently occurring or unusual events, and non-recurring items that affect period-to-period comparability and are not reflective of the Company's operating performance.

The following table shows our total segment DE and FRE for the three months ended March 31, 2026 and 2025.

	Three Months Ended	
	March 31,	
	2026	2025
	(Dollars in millions)	
Total segment revenues	\$ 750.9	\$ 1,043.2
Total segment expenses	423.9	587.8
(=) Distributable Earnings	\$ 327.0	\$ 455.4
(-) Realized net performance revenues	20.5	127.4
(-) Realized principal investment income	28.2	30.0
(+) Net interest	21.7	12.6
(=) Fee Related Earnings	\$ 300.0	\$ 310.6

[Table of Contents](#)

The following table sets forth our total segment revenues for the three months ended March 31, 2026 and 2025.

	Three Months Ended March 31,	
	2026	2025
	(Dollars in millions)	
Segment revenues		
Fund level fee revenues		
Fund management fees	\$ 544.5	\$ 525.5
Portfolio advisory and transaction fees, net and other	54.1	77.9
Fee related performance revenues	45.4	39.5
Total fund level fee revenues	644.0	642.9
Realized performance revenues	61.8	355.1
Realized principal investment income	28.2	30.0
Interest income	16.9	15.2
Total Segment Revenues	<u>\$ 750.9</u>	<u>\$ 1,043.2</u>

The following table sets forth our total segment expenses for the three months ended March 31, 2026 and 2025.

	Three Months Ended March 31,	
	2026	2025
	(Dollars in millions)	
Segment expenses		
Compensation and benefits		
Cash-based compensation and benefits	\$ 218.5	\$ 224.0
Realized performance revenue related compensation	41.3	227.7
Total compensation and benefits	259.8	451.7
General, administrative, and other indirect expenses	109.6	95.6
Depreciation and amortization expense	15.9	12.7
Interest expense	38.6	27.8
Total Segment Expenses	<u>\$ 423.9</u>	<u>\$ 587.8</u>

[Table of Contents](#)

Income (loss) before provision for income taxes is the U.S. GAAP financial measure most comparable to Distributable Earnings and Fee Related Earnings. The following table is a reconciliation of income (loss) before provision for income taxes to Distributable Earnings and to Fee Related Earnings.

	Three Months Ended March 31,	
	2026	2025
	(Dollars in millions)	
Income (loss) before provision for income taxes	\$ (179.0)	\$ 171.0
Adjustments:		
Net unrealized performance and fee related performance revenues	254.5	90.0
Unrealized principal investment (income) loss	68.3	(17.0)
Equity-based compensation ⁽¹⁾	121.8	104.7
Acquisition or disposition-related charges, including amortization of intangibles and impairment	46.4	122.2
Tax (expense) benefit associated with certain foreign performance revenues	0.7	—
Net (income) loss attributable to non-controlling interests in consolidated entities	9.7	(28.6)
Other adjustments ⁽²⁾	4.6	13.1
(=) Distributable Earnings	\$ 327.0	\$ 455.4
(-) Realized net performance revenues, net of related compensation ⁽³⁾	20.5	127.4
(-) Realized principal investment income ⁽³⁾	28.2	30.0
(+) Net interest	21.7	12.6
(=) Fee Related Earnings	\$ 300.0	\$ 310.6

- (1) Equity-based compensation for the three months ended March 31, 2026 and 2025 includes amounts presented in principal investment income and general, administrative and other expenses in our U.S. GAAP statement of operations.
- (2) Includes charges (credits) related to Carlyle corporate actions and non-recurring items that affect period-to-period comparability and are not reflective of the Company's operating performance.
- (3) See reconciliation to most directly comparable U.S. GAAP measure below:

	Three Months Ended March 31, 2026		
	Carlyle Consolidated	Adjustments⁽⁴⁾	Total Reportable Segments
	(Dollars in millions)		
Performance revenues	\$ (681.1)	\$ 742.9	\$ 61.8
Performance revenues related compensation expense	(367.9)	409.2	41.3
Net performance revenues	\$ (313.2)	\$ 333.7	\$ 20.5
Principal investment income (loss)	\$ 64.4	\$ (36.2)	\$ 28.2

	Three Months Ended March 31, 2025		
	Carlyle Consolidated	Adjustments⁽⁴⁾	Total Reportable Segments
	(Dollars in millions)		
Performance revenues	\$ 222.9	\$ 132.2	\$ 355.1
Performance revenues related compensation expense	171.4	56.3	227.7
Net performance revenues	\$ 51.5	\$ 75.9	\$ 127.4
Principal investment income (loss)	\$ (63.1)	\$ 93.1	\$ 30.0

- (4) Adjustments to performance revenues and principal investment income (loss) relate to (i) unrealized performance allocations net of related compensation expense and unrealized principal investment income, which are excluded from our Non-GAAP results, (ii) amounts earned from the Consolidated Funds, which were eliminated in the U.S. GAAP consolidation but were included in the Non-GAAP results, (iii) amounts attributable to non-controlling interests in consolidated entities, which were excluded from the Non-GAAP results, (iv) the reclassification of NGP performance revenues, which are included in investment income in the U.S. GAAP financial statements, (v) the reclassification of fee related performance revenues, which are included in fund level fee revenues in the segment results, and (vi) the reclassification of tax expenses associated with certain foreign performance revenues. Adjustments to principal

[Table of Contents](#)

investment income (loss) also include the reclassification of earnings for the investment in NGP Management and its affiliates to the appropriate operating captions for the Non-GAAP results, and the exclusion of charges associated with the investment in NGP Management and its affiliates that are excluded from the Non-GAAP results.

Distributable Earnings for our reportable segments are as follows:

	Three Months Ended March 31,	
	2026	2025
	(Dollars in millions)	
Global Private Equity	\$ 149.9	\$ 265.6
Global Credit	98.2	110.5
Carlyle AlpInvest	78.9	79.3
Distributable Earnings	\$ 327.0	\$ 455.4

Segment Analysis

Discussed below is our DE and FRE for our segments for the periods presented. Our segment information is reflected in the manner used by our chief operating decision maker to make operating and compensation decisions, assess performance, and allocate resources.

For segment reporting purposes, revenues and expenses are presented on a basis that deconsolidates our Consolidated Funds. As a result, segment revenues from management fees, realized performance revenues and realized principal investment income (loss) are different than those presented on a consolidated U.S. GAAP basis because these revenues recognized in certain segments are received from Consolidated Funds and are eliminated in consolidation when presented on a consolidated U.S. GAAP basis. Furthermore, segment expenses are different than related amounts presented on a consolidated U.S. GAAP basis due to the exclusion of fund expenses that are paid by the Consolidated Funds.

[Table of Contents](#)

Global Private Equity

The following table presents our results of operations for our Global Private Equity⁽¹⁾ segment:

	Three Months Ended March 31,		Change	
	2026	2025	\$	%
(Dollars in millions)				
Segment revenues				
Fund level fee revenues				
Fund management fees	\$ 284.3	\$ 283.0	\$ 1.3	0 %
Portfolio advisory and transaction fees, net and other	6.8	14.5	(7.7)	(53) %
Fee related performance revenues	2.1	—	2.1	NM
Total fund level fee revenues	293.2	297.5	(4.3)	(1) %
Realized performance revenues	29.7	317.1	(287.4)	(91) %
Realized principal investment income (loss)	11.8	15.1	(3.3)	(22) %
Interest income	7.0	6.0	1.0	17 %
Total revenues	341.7	635.7	(294.0)	(46) %
Segment expenses				
Compensation and benefits				
Cash-based compensation and benefits	91.3	100.7	(9.4)	(9) %
Realized performance revenues related compensation	19.8	200.4	(180.6)	(90) %
Total compensation and benefits	111.1	301.1	(190.0)	(63) %
General, administrative, and other indirect expenses	53.9	48.7	5.2	11 %
Depreciation and amortization expense	8.4	6.9	1.5	22 %
Interest expense	18.4	13.4	5.0	37 %
Total expenses	191.8	370.1	(178.3)	(48) %
(=) Distributable Earnings	\$ 149.9	\$ 265.6	\$ (115.7)	(44) %
(-) Realized net performance revenues	9.9	116.7	(106.8)	(92) %
(-) Realized principal investment income (loss)	11.8	15.1	(3.3)	(22) %
(+) Net interest	11.4	7.4	4.0	54 %
(=) Fee Related Earnings	\$ 139.6	\$ 141.2	\$ (1.6)	(1) %

(1) For purposes of presenting our results of operations for this segment, our earnings from our investments in NGP are presented in the respective operating captions.

Distributable Earnings

Distributable Earnings decreased \$115.7 million for the three months ended March 31, 2026, as compared to the three months ended March 31, 2025. The following table provides the components of the changes in Distributable Earnings for the three months ended March 31, 2026:

	Three Months Ended March 31, 2026 v. 2025
	(Dollars in millions)
Distributable Earnings, March 31, 2025	\$ 265.6
Increases (decreases):	
Decrease in Fee related earnings	(1.6)
Decrease in Realized net performance revenues	(106.8)
Decrease in Realized principal investment income	(3.3)
Increase in Net interest	(4.0)
Total decrease	(115.7)
Distributable Earnings, March 31, 2026	<u>\$ 149.9</u>

Realized net performance revenues. Realized net performance revenues decreased \$106.8 million for the three months ended March 31, 2026, as compared to the three months ended March 31, 2025. Realized net performance revenues for the three months ended March 31, 2026 were primarily attributable to realizations in CRP VIII and CIEP I. Realized net performance revenues for the three months ended March 31, 2025 were primarily attributable to realizations in CPP II, CIEP I, and CETP IV. While overall exit activity increased for the three months ended March 31, 2026, as compared to the three months ended March 31, 2025, the mix of exits was more concentrated in funds not yet realizing performance revenues.

Fee Related Earnings

Fee Related Earnings decreased \$1.6 million for the three months ended March 31, 2026, as compared to the three months ended March 31, 2025. The following table provides the components of the changes in Fee Related Earnings for the three months ended March 31, 2026:

	Three Months Ended March 31, 2026 v. 2025
	(Dollars in millions)
Fee Related Earnings, March 31, 2025	\$ 141.2
Increases (decreases):	
Decrease in Fee revenues	(4.3)
Decrease in Cash-based compensation and benefits	9.4
Increase in General, administrative and other indirect expenses	(5.2)
All other changes	(1.5)
Total decrease	(1.6)
Fee Related Earnings, March 31, 2026	<u>\$ 139.6</u>

[Table of Contents](#)

Fee Revenues. Total fee revenues decreased \$4.3 million for the three months ended March 31, 2026, as compared to the three months ended March 31, 2025, due to the following:

	Three Months Ended March 31,	
	2026 v. 2025	
	(Dollars in millions)	
Higher Fund management fees	\$	1.3
Lower Portfolio advisory and transaction fees, net and other		(7.7)
Higher Fee related performance revenues		2.1
Total decrease in fee revenues	<u>\$</u>	<u>(4.3)</u>

Fund management fees increased slightly for the three months ended March 31, 2026 as compared to the three months ended March 31, 2025, as the activation of fees in CRP X in the second quarter of 2025 was offset by exit activity in funds on which management fees are based on invested capital and step-downs in CIEP II and CP VII.

The decrease in Portfolio advisory and transaction fees, net and other for the three months ended March 31, 2026 as compared to the three months ended March 31, 2025 was primarily due to a decrease in transaction fees. For the three months ended March 31, 2025, transaction fees were positively impacted by the acquisition of a healthcare investment across our U.S., Europe, and Asia buyout funds. Transaction fees are primarily generated by investment activity within our funds, and are therefore impacted by our investment pace. See “—Trends Affecting Our Business” for further discussion on our investment activity and broader market trends.

Cash-based compensation and benefits expense. Cash-based compensation and benefits expense decreased \$9.4 million for the three months ended March 31, 2026 as compared to the three months ended March 31, 2025, primarily due to a decrease in cash bonus accruals, partially offset by the impact of increased headcount.

General, administrative and other indirect expenses. General, administrative and other indirect expenses increased \$5.2 million for the three months ended March 31, 2026 as compared to the three months ended March 31, 2025, primarily due to unfavorable foreign currency remeasurement of \$3.1 million due to the U.S. dollar strengthening in the quarter.

Fee-earning AUM

Fee-earning AUM is presented below for each period together with the components of change during each respective period.

	As of March 31,	
	2026	2025
	(Dollars in millions)	
Global Private Equity		
Components of Fee-earning AUM⁽¹⁾		
Fee-earning AUM based on capital commitments	\$ 41,123	\$ 35,147
Fee-earning AUM based on invested capital	47,334	52,949
Fee-earning AUM based on net asset value	8,271	7,311
Fee-earning AUM based on lower of cost or fair value	2,331	3,304
Total Fee-earning AUM	<u>\$ 99,059</u>	<u>\$ 98,711</u>
Annualized Management Fee Rate ⁽²⁾	1.13 %	1.13 %

- (1) For additional information concerning the components of Fee-earning AUM, see “—Key Financial Measures—Operating Metrics.”
(2) Represents annualized fund management fees divided by the average of the beginning of year and each quarter end’s Fee-earning AUM in the reporting period. Catch-up management fees were excluded in the calculation of the annualized fund management fees.

[Table of Contents](#)

The table below provides the period to period rollforward of Fee-earning AUM in our Global Private Equity segment.

	Three Months Ended March 31,	
	2026	2025
(Dollars in millions)		
Balance, Beginning of Period	\$ 101,366	\$ 98,033
Inflows ⁽¹⁾	1,107	1,497
Outflows (including realizations) ⁽²⁾	(3,274)	(1,477)
Market Activity & Other ⁽³⁾	111	(50)
Foreign Exchange ⁽⁴⁾	(251)	708
Balance, End of Period	\$ 99,059	\$ 98,711

- (1) Inflows represents limited partner capital raised by our carry funds or separately managed accounts for which management fees based on commitments were activated during the period, and the fee-earning commitments invested in vehicles for which management fees are based on invested capital. Inflows exclude fundraising amounts during the period for which fees have not yet been activated, which are referenced as Pending Fee-earning AUM.
- (2) Outflows represents the impact of realizations from vehicles with management fees based on remaining invested capital at cost or fair value, changes in basis for funds where the investment period, weighted-average investment period or commitment fee period has expired during the period, and reductions for funds that are no longer calling for fees. Realizations for funds earning management fees based on commitments during the period do not affect Fee-earning AUM.
- (3) Market Activity & Other represents realized and unrealized gains (losses) on portfolio investments in our carry funds based on the lower of cost or fair value.
- (4) Foreign Exchange represents the impact of foreign exchange rate fluctuations on the translation of our non-U.S. dollar denominated funds. Activity during the period is translated at the average rate for the period. Ending balances are translated at the spot rate as of the period end.

Fee-earning AUM was \$99.1 billion at March 31, 2026, a decrease of 2% from \$101.4 billion at December 31, 2025. The net decrease was due to:

- Outflows of \$3.3 billion, which were driven by realizations in funds that charge fees on invested capital, notably in CP VII and CRP IX.

Offsetting this decrease were:

- Inflows of \$1.1 billion, primarily driven by investments in our evergreen funds which charge fees on net asset value, as well as investment activity in our U.S. real estate funds which charge fees on invested capital.

Fee-earning AUM was \$99.1 billion at March 31, 2026, a slight increase from \$98.7 billion at March 31, 2025. The net increase was due to:

- Inflows of \$12.3 billion, primarily driven by our U.S. real estate funds, including the activation of management fees in CRP X, as well as investments in CPI, which charges fees on net asset value; and
- Positive foreign exchange activity of \$0.6 billion, primarily from the translation of our EUR-denominated funds to USD.

Offsetting these increases were:

- Outflows of \$12.5 billion driven by realizations in funds that charge fees on invested capital, notably in CP VII, CEP V, CRP IX, and the NGP energy funds, the expiration of fees in CP VI during the period, and a fee basis step-down in CIEP II.

[Table of Contents](#)**Total AUM**

The table below provides the period to period rollforward of Total AUM in our Global Private Equity segment.

	Three Months Ended March 31, 2026
	(Dollars in millions)
Balance, Beginning of Period	\$ 163,543
Inflows ⁽¹⁾	2,243
Outflows (including realizations) ⁽²⁾	(6,615)
Market Activity & Other ⁽³⁾	218
Foreign Exchange ⁽⁴⁾	(362)
Balance, End of Period	\$ 159,027

- (1) Inflows reflects the impact of gross fundraising during the period. For funds or vehicles denominated in foreign currencies, this reflects translation at the average quarterly rate.
- (2) Outflows includes distributions net of recallable or recyclable amounts in our carry funds, related co-investment vehicles, and separately managed accounts, gross redemptions in our evergreen products, and the expiration of available capital.
- (3) Market Activity & Other generally represents realized and unrealized gains (losses) on portfolio investments in our carry funds, related co-investment vehicles, and separately managed accounts, as well as the impact of fees, expenses and non-investment income, and other changes in AUM.
- (4) Foreign Exchange represents the impact of foreign exchange rate fluctuations on the translation of our non-U.S. dollar denominated funds. Activity during the period is translated at the average rate for the period. Ending balances are translated at the spot rate as of the period end.

Total AUM was \$159.0 billion at March 31, 2026, which comprised \$119.1 billion of investments at fair value and \$40.0 billion of available capital. Approximately 11% of the fair value as of March 31, 2026 was publicly traded, and approximately 68% was aged four or more years. Total AUM decreased 3% from \$163.5 billion at December 31, 2025. The net decrease was due to:

- Outflows of \$6.6 billion, primarily driven by realizations in our U.S. buyout funds.

Offsetting this decrease were:

- Inflows of \$2.2 billion, driven by new capital raised in U.S. buyout coinvestments and U.S. real estate products; and
- Market activity of \$0.2 billion, driven by appreciation of \$0.9 billion from our international energy funds, \$0.7 billion from the NGP energy funds, and \$0.5 billion from our Japan buyout funds, offset by depreciation of \$0.8 billion from our Asia buyout funds, \$0.6 billion from our Europe buyout funds, and \$0.5 billion from our U.S. buyout funds.

Fund Performance Metrics

Fund performance information for our significant investment funds, which we generally define as those with at least \$1.0 billion in capital commitments, is included throughout this discussion and analysis to facilitate an understanding of our results of operations for the periods presented. The fund return information reflected in this discussion and analysis is not indicative of the performance of The Carlyle Group Inc. and is also not necessarily indicative of the future performance of any particular fund. An investment in The Carlyle Group Inc. is not an investment in any of our funds. There can be no assurance that any of our funds or our other existing and future funds will achieve similar returns.

The following table reflects the performance of our significant funds in our Global Private Equity business. Please see “—Our Global Investment Offerings” for a legend of the fund acronyms listed below.

[Table of Contents](#)

(Amounts in millions)

Fund (Fee Initiation Date/Step-down Date)(1)	Committed Capital(2)	Cumulative Invested Capital(3)	Percent Invested	TOTAL INVESTMENTS						REALIZED/PARTIALLY REALIZED INVESTMENTS(12)		
				As of March 31, 2026						As of March 31, 2026		
				Realized Value(4)	Remaining Fair Value(5)	MOIC (6)	Gross IRR (7)(8)	Net IRR (8)(9)	Net Accrued Carry/ (Giveback) (10)	Total Fair Value(11)	MOIC (6)	Gross IRR (7)(8)
Corporate Private Equity												
CP VIII (Oct 2021 / Oct 2027)	\$ 14,797	\$ 10,950	74%	\$ 3,179	\$ 13,179	1.5x	20%	11%	\$ 227	\$ 4,825	2.3x	56%
CP VII (May 2018 / Oct 2021)	\$ 18,510	\$ 17,787	96%	\$ 12,895	\$ 16,911	1.7x	11%	8%	\$ 409	\$ 18,558	2.1x	17%
CP VI (May 2013 / May 2018)	\$ 13,000	\$ 13,140	101%	\$ 26,770	\$ 1,622	2.2x	17%	13%	\$ 74	\$ 27,570	2.5x	22%
CP V (Jun 2007 / May 2013)	\$ 13,720	\$ 13,238	96%	\$ 28,123	\$ 227	2.1x	18%	14%	\$ 16	\$ 28,134	2.3x	20%
CEP V (Oct 2018 / Oct 2024)	€ 6,416	€ 6,075	95%	€ 1,794	€ 4,211	1.0x	Neg	Neg	\$ —	€ 878	0.8x	Neg
CEP IV (Sep 2014 / Oct 2018)	€ 3,670	€ 3,964	108%	€ 6,215	€ 1,238	1.9x	16%	11%	\$ 48	€ 6,258	2.1x	20%
CEP III (Jul 2007 / Dec 2013)	€ 5,295	€ 5,177	98%	€ 11,731	€ 18	2.3x	19%	14%	\$ —	€ 11,749	2.3x	19%
CAP VI (Jun 2024 / Jun 2030)	\$ 2,886	\$ 213	7%	\$ —	\$ 213	1.0x	NM	NM	\$ —	n/a	n/a	n/a
CAP V (Jun 2018 / Jun 2024)	\$ 6,554	\$ 7,020	107%	\$ 3,063	\$ 5,975	1.3x	9%	4%	\$ —	\$ 2,142	1.3x	23%
CAP IV (Jul 2013 / Jun 2018)	\$ 3,880	\$ 4,146	107%	\$ 8,713	\$ 266	2.2x	18%	13%	\$ 19	\$ 8,707	2.4x	21%
CJP V (Nov 2024 / Nov 2030)	¥ 434,325	¥ 92,965	21%	¥ —	¥ 92,677	1.0x	NM	NM	\$ —	n/a	n/a	n/a
CJP IV (Oct 2020 / Nov 2024)	¥ 258,000	¥ 236,110	92%	¥ 149,060	¥ 392,466	2.3x	40%	28%	\$ 121	¥ 239,837	3.8x	62%
CJP III (Sep 2013 / Aug 2020)	¥ 119,505	¥ 91,192	76%	¥ 275,264	¥ 8,832	3.1x	25%	18%	\$ 4	¥ 274,341	3.3x	26%
CGFSP III (Dec 2017 / Dec 2023)	\$ 1,005	\$ 982	98%	\$ 698	\$ 1,561	2.3x	20%	15%	\$ 72	\$ 1,214	3.8x	31%
CGFSP II (Jun 2013 / Dec 2017)	\$ 1,000	\$ 943	94%	\$ 1,961	\$ 669	2.8x	26%	19%	\$ 39	\$ 1,956	2.4x	28%
CP Growth (Oct 2021 / Oct 2027)	\$ 1,283	\$ 657	51%	\$ —	\$ 961	1.5x	19%	8%	\$ 6	n/a	n/a	n/a
CEO II (Nov 2015 / Mar 2020)	\$ 2,400	\$ 2,370	99%	\$ 4,109	\$ 1,406	2.3x	20%	15%	\$ 70	\$ 4,651	2.5x	22%
CETP V (Mar 2022 / Jun 2028)	€ 3,180	€ 1,893	60%	€ —	€ 2,285	1.2x	NM	NM	\$ —	€ —	0.0x	NM
CETP IV (Jul 2019 / Jun 2022)	€ 1,350	€ 1,204	89%	€ 1,726	€ 958	2.2x	27%	19%	\$ 38	€ 1,837	3.7x	56%
CETP III (Jul 2014 / Jul 2019)	€ 657	€ 614	94%	€ 2,033	€ 109	3.5x	40%	28%	\$ 7	€ 2,040	4.0x	44%
CGP II (Dec 2020 / Jan 2025)	\$ 1,840	\$ 984	53%	\$ 219	\$ 2,060	2.3x	24%	19%	\$ 52	n/a	n/a	n/a
CGP (Jan 2015 / Mar 2021)	\$ 3,588	\$ 3,267	91%	\$ 1,956	\$ 2,359	1.3x	4%	3%	\$ 4	\$ 2,263	1.5x	7%
All Other Active Funds & Vehicles(13)		\$ 20,956	n/a	\$ 17,141	\$ 16,425	1.6x	12%	10%	\$ 29	\$ 21,016	2.2x	19%
Fully Realized Funds & Vehicles(14)(15)		\$ 35,376	n/a	\$ 81,333	\$ 2	2.3x	28%	20%	\$ —	\$ 81,335	2.3x	28%
TOTAL CORPORATE PRIVATE EQUITY(16)		\$ 156,515	n/a	\$ 219,948	\$ 77,121	1.9x	25%	17%	\$ 1,232	\$ 231,873	2.3x	26%
Real Estate												
CRP X (Apr 2025 / Jul 2030)	\$ 9,000	\$ 813	9%	\$ 18	\$ 828	1.0x	NM	NM	\$ —	n/a	n/a	n/a
CRP IX (Oct 2021 / Dec 2024)	\$ 7,987	\$ 6,367	80%	\$ 855	\$ 6,837	1.2x	11%	3%	\$ —	\$ 772	1.5x	26%
CRP VIII (Aug 2017 / Oct 2021)	\$ 5,505	\$ 4,987	91%	\$ 6,042	\$ 2,674	1.7x	31%	17%	\$ 69	\$ 6,076	2.1x	46%
CRP VII (Jun 2014 / Dec 2017)	\$ 4,162	\$ 3,746	90%	\$ 5,186	\$ 967	1.6x	16%	10%	\$ (28)	\$ 5,142	1.7x	20%
CRP VI (Mar 2011 / Jun 2014)	\$ 2,340	\$ 2,145	92%	\$ 3,827	\$ 91	1.8x	27%	17%	\$ 4	\$ 3,780	1.9x	28%
CPI (May 2016 / n/a)	\$ 8,444	\$ 9,023	n/a	\$ 3,731	\$ 8,178	1.3x	10%	8%	n/a*	\$ 2,253	1.7x	12%
All Other Active Funds & Vehicles(17)		\$ 3,018	n/a	\$ 581	\$ 2,859	1.1x	8%	5%	\$ 5	\$ 452	1.2x	19%
Fully Realized Funds & Vehicles(15)(18)		\$ 14,226	n/a	\$ 21,598	\$ 13	1.5x	9%	5%	\$ —	\$ 21,611	1.5x	10%
TOTAL REAL ESTATE(16)		\$ 44,324	n/a	\$ 41,838	\$ 22,446	1.5x	11%	7%	\$ 50	\$ 40,104	1.6x	13%
Infrastructure & Natural Resources												
CIEP II (Apr 2019 / Apr 2025)	\$ 2,286	\$ 1,301	57%	\$ 1,017	\$ 1,569	2.0x	30%	16%	\$ 59	\$ 907	3.8x	NM**
CIEP I (Sep 2013 / Jun 2019)	\$ 2,500	\$ 2,470	99%	\$ 3,622	\$ 1,559	2.1x	16%	10%	\$ 73	\$ 4,346	2.2x	17%
CGIOF (Dec 2018 / Sep 2023)	\$ 2,201	\$ 2,116	96%	\$ 658	\$ 3,054	1.8x	17%	11%	\$ 88	\$ 829	1.9x	16%
CRSEF II (Nov 2022 / Aug 2027)	\$ 1,187	\$ 469	40%	\$ —	\$ 946	2.0x	44%	29%	\$ 25	n/a	n/a	n/a
NGP XIII (Feb 2023 / Feb 2028)	\$ 2,300	\$ 1,025	45%	\$ 134	\$ 1,485	1.6x	49%	32%	\$ 9	\$ 158	4.8x	NM
NGP XII (Jul 2017 / Jul 2022)	\$ 4,304	\$ 3,680	85%	\$ 4,882	\$ 2,826	2.1x	21%	15%	\$ 36	\$ 4,535	2.8x	33%
NGP XI (Oct 2014 / Jul 2017)	\$ 5,325	\$ 5,034	95%	\$ 8,308	\$ 1,597	2.0x	13%	10%	\$ 57	\$ 7,458	2.1x	17%
NGP X (Jan 2012 / Dec 2014)	\$ 3,586	\$ 3,351	93%	\$ 3,563	\$ 249	1.1x	3%	—%	\$ —	\$ 3,358	1.2x	5%
All Other Active Funds & Vehicles(19)		\$ 5,242	n/a	\$ 3,557	\$ 5,507	1.7x	17%	13%	\$ 45	\$ 3,654	2.4x	21%
Fully Realized Funds & Vehicles(15)(20)		\$ 3,534	n/a	\$ 5,581	\$ —	1.6x	8%	5%	\$ —	\$ 5,581	1.6x	8%
TOTAL INFRASTRUCTURE & NATURAL RESOURCES(16)		\$ 28,221	n/a	\$ 31,322	\$ 18,792	1.8x	13%	9%	\$ 391	\$ 30,825	2.0x	14%

[Table of Contents](#)

**Net accrued fee related performance revenues for CPI are excluded from Net Accrued Performance Revenues. These amounts will be reflected as fee related performance revenues when realized, and included in Fund level fee revenues in our segment results. There were no accrued fee related performance revenues for CPI as of March 31, 2026.*

***The IRR is in calculable, which occurs in instances when a distribution occurs prior to a Limited Partner capital contribution due to the use of fund-level credit facilities.*

- (1) The fund step-down date represents the contractual step-down date under the respective fund agreements for funds on which the fee basis step-down has not yet occurred. Funds without a listed Fee Initiation Date and Step-down Date have not yet initiated fees.
- (2) All amounts shown represent total capital commitments as of March 31, 2026. Certain of our recent vintage funds are currently in fundraising and total capital commitments are subject to change.
- (3) Represents the original cost of investments since inception of the fund.
- (4) Represents all realized proceeds since inception of the fund.
- (5) Represents remaining fair value, before management fees, expenses and carried interest, and may include remaining escrow values for realized investments.
- (6) Multiple of invested capital (“MOIC”) represents total fair value, before management fees, expenses and carried interest, divided by cumulative invested capital.
- (7) Gross Internal Rate of Return (“Gross IRR”) represents an annualized return on Limited Partner invested capital, based on contributions, distributions and unrealized fair value as of the reporting date, before the impact of management fees, partnership expenses and carried interest. For fund vintages 2017 and after, Gross IRR includes the impact of interest expense related to the funding of investments on fund lines of credit. Gross IRR is calculated based on the timing of Limited Partner cash flows, which may differ to varying degrees from the timing of actual investment cash flows for the fund. Subtotal Gross IRR aggregations for multiple funds are calculated based on actual cash flow dates for each fund and represent a theoretical time-weighted return for a Limited Partner who invested sequentially in each fund.
- (8) For funds marked “NM,” IRR may be positive or negative, but is not considered meaningful because of the limited time since initial investment and early stage of capital deployment. For funds marked “Neg,” IRR is considered meaningful but is negative as of reporting period end.
- (9) Net Internal Rate of Return (“Net IRR”) represents an annualized return on Limited Partner invested capital, based on contributions, distributions and unrealized fair value as of the reporting date, after the impact of all management fees, partnership expenses and carried interest, including current accruals. Net IRR is calculated based on the timing of Limited Partner cash flows, which may differ to varying degrees from the timing of actual investment cash flows for the fund. Fund level IRRs are based on aggregate Limited Partner cash flows, and this blended return may differ from that of individual Limited Partners. As a result, certain funds may generate accrued performance revenues with a blended Net IRR that is below the preferred return hurdle for that fund. Subtotal Net IRR aggregations for multiple funds are calculated based on actual cash flow dates for each fund and represent a theoretical time-weighted return for a Limited Partner who invested sequentially in each fund.
- (10) Represents the net accrued performance revenue balance/(giveback obligation) as of the current quarter end.
- (11) Represents all realized proceeds combined with remaining fair value, before management fees, expenses and carried interest.
- (12) An investment is considered realized when the investment fund has completely exited, and ceases to own an interest in, the investment. An investment is considered partially realized when the total amount of proceeds received in respect of such investment, including dividends, interest or other distributions and/or return of capital, represents at least 85% of invested capital and such investment is not yet fully realized. Because part of our value creation strategy involves pursuing best exit alternatives, we believe information regarding Realized/Partially Realized MOIC and Gross IRR, when considered together with the other investment performance metrics presented, provides investors with meaningful information regarding our investment performance by removing the impact of investments where significant realization activity has not yet occurred. Realized/Partially Realized MOIC and Gross IRR have limitations as measures of investment performance and should not be considered in isolation. Such limitations include the fact that these measures do not include the performance of earlier stage and other investments that do not satisfy the criteria provided above. The exclusion of such investments will have a positive impact on Realized/Partially Realized MOIC and Gross IRR in instances when the MOIC and Gross IRR in respect of such investments are less than the aggregate MOIC and Gross IRR. Our measurements of Realized/Partially Realized MOIC and Gross IRR may not be comparable to those of other companies that use similarly titled measures.
- (13) Aggregate includes the following funds, as well as all active co-investments, separately managed accounts (SMAs), and stand-alone investments arranged by us: MENA, CCI, CSSAF I, CPF I, CAP Growth I, CAP Growth II, CBPF II, CAGP IV, ABV 8, ABV 9, ACCD 2, ACCD 3, and CCD-CIF.
- (14) Aggregate includes the following funds, as well as related co-investments, separately managed accounts (SMAs), and certain other stand-alone investments arranged by us: CP I, CP II, CP III, CP IV, CEP I, CEP II, CAP I, CAP II, CAP III,

[Table of Contents](#)

CBPF I, CJP I, CJP II, CMG, CVP I, CVP II, CUSGF III, CGFSP I, CEVP I, CETP I, CETP II, CAVP I, CAVP II, CAGP III, CEOF I, Mexico, and CSABF.

- (15) Funds are included when all investments have been realized. There may be remaining fair value and net accrued carry where there are outstanding escrow balances or undistributed proceeds.
- (16) For purposes of aggregation, funds that report in foreign currency have been converted to U.S. dollars at the reporting period spot rate.
- (17) Aggregate includes the following funds, as well as all active co-investments, separately managed accounts (SMAs), and stand-alone investments arranged by us: CCR, CER I, and CER II.
- (18) Aggregate includes the following funds, as well as related co-investments, separately managed accounts (SMAs), and certain other stand-alone investments arranged by us: CRP I, CRP II, CRP III, CRP IV, CRP V, CRCP I, CAREP I, CAREP II, CEREP I, CEREP II, and CEREP III.
- (19) Aggregate includes the following funds, as well as all active co-investments, separately managed accounts (SMAs), and stand-alone investments arranged by us: NGP GAP, NGP RP I, NGP RP II, NGP RP III, NGP ETP IV, NGP SRA II, and CRSEF.
- (20) Aggregate includes the following funds, as well as related co-investments, separately managed accounts (SMAs), and certain other stand-alone investments arranged by us: CIP, CPP II, and CPOCP.

Global Credit

The following table presents our results of operations for our Global Credit segment:

	Three Months Ended March 31,		Change	
	2026	2025	\$	%
(Dollars in millions)				
Segment Revenues				
Fund level fee revenues				
Fund management fees	\$ 147.3	\$ 139.6	\$ 7.7	6 %
Portfolio advisory and transaction fees, net and other	47.2	63.4	(16.2)	(26) %
Fee related performance revenues	32.1	28.8	3.3	11 %
Total fund level fee revenues	226.6	231.8	(5.2)	(2) %
Realized performance revenues	10.7	13.3	(2.6)	(20) %
Realized principal investment income (loss)	9.3	5.5	3.8	69 %
Interest income	7.2	7.0	0.2	3 %
Total revenues	253.8	257.6	(3.8)	(1) %
Segment Expenses				
Compensation and benefits				
Cash-based compensation and benefits	93.3	89.0	4.3	5 %
Realized performance revenues related compensation	6.7	7.9	(1.2)	(15) %
Total compensation and benefits	100.0	96.9	3.1	3 %
General, administrative, and other indirect expenses	35.5	35.0	0.5	1 %
Depreciation and amortization expense	4.9	3.9	1.0	26 %
Interest expense	15.2	11.3	3.9	35 %
Total expenses	155.6	147.1	8.5	6 %
(=) Distributable Earnings	\$ 98.2	\$ 110.5	\$ (12.3)	(11) %
(-) Realized net performance revenues	4.0	5.4	(1.4)	(26) %
(-) Realized principal investment income (loss)	9.3	5.5	3.8	69 %
(+) Net interest	8.0	4.3	3.7	86 %
(=) Fee Related Earnings	\$ 92.9	\$ 103.9	\$ (11.0)	(11) %

[Table of Contents](#)***Distributable Earnings***

Distributable Earnings decreased \$12.3 million for the three months ended March 31, 2026, as compared to the three months ended March 31, 2025. The following table provides the components of the changes in Distributable Earnings for the three months ended March 31, 2026:

	Three Months Ended March 31, 2026 v. 2025
	(Dollars in millions)
Distributable Earnings, March 31, 2025	\$ 110.5
Increases (decreases):	
Decrease in Fee related earnings	(11.0)
Decrease in Realized net performance revenues	(1.4)
Increase in Realized principal investment income	3.8
Increase in Net interest	(3.7)
Total decrease	(12.3)
Distributable Earnings, March 31, 2026	\$ 98.2

Fee Related Earnings

Fee Related Earnings decreased \$11.0 million for the three months ended March 31, 2026, as compared to the three months ended March 31, 2025. The following table provides the components of the changes in Fee Related Earnings for the three months ended March 31, 2026:

	Three Months Ended March 31, 2026 v. 2025
	(Dollars in millions)
Fee Related Earnings, March 31, 2025	\$ 103.9
Increases (decreases):	
Decrease in Fee revenues	(5.2)
Increase in Cash-based compensation and benefits	(4.3)
Increase in General, administrative and other indirect expenses	(0.5)
All other changes	(1.0)
Total decrease	(11.0)
Fee Related Earnings, March 31, 2026	\$ 92.9

Fee Revenues. Fee revenues decreased \$5.2 million for the three months ended March 31, 2026, as compared to the three months ended March 31, 2025, due to the following:

	Three Months Ended March 31, 2026 v. 2025
	(Dollars in millions)
Higher Fund management fees	\$ 7.7
Lower Portfolio advisory and transaction fees, net and other	(16.2)
Higher Fee related performance revenues	3.3
Total decrease in Fee revenues	\$ (5.2)

The increase in Fund management fees for the three months ended March 31, 2026 as compared to the three months ended March 31, 2025 was primarily attributable to an increase in management fee base in our direct lending business and CTAC.

[Table of Contents](#)

The decrease in Portfolio advisory and transaction fees, net and other fees for the three months ended March 31, 2026 as compared to the three months ended March 31, 2025 was primarily driven by a decrease in capital markets fees. The recognition of capital markets fees can be volatile as they are primarily generated by investment activity. See “—Trends Affecting Our Business” for further discussion on our investment activity and broader market trends.

Cash-based compensation and benefits expense. Cash-based compensation and benefits expense increased \$4.3 million for the three months ended March 31, 2026, as compared to the three months ended March 31, 2025, primarily attributable to an increase in headcount in support of the growth of the business, partially offset by a decrease in cash bonus accruals.

Fee-earning AUM

Fee-earning AUM is presented below for each period together with the components of change during each respective period.

	As of March 31,	
	2026	2025
Global Credit	(Dollars in millions)	
Components of Fee-earning AUM⁽¹⁾		
Fee-earning AUM based on capital commitments	\$ 2,549	\$ 2,467
Fee-earning AUM based on invested capital	21,787	20,624
Fee-earning AUM based on collateral balances, at par	42,344	44,359
Fee-earning AUM based on net asset value	4,225	3,278
Fee-earning AUM based on fair value and other ⁽²⁾	95,533	90,003
Total Fee-earning AUM	\$ 166,438	\$ 160,731
Annualized Management Fee Rate ⁽³⁾	0.35 %	0.35 %

- (1) For additional information concerning the components of Fee-earning AUM, see “—Key Financial Measures—Operating Metrics.”
- (2) Includes the fair value of Fortitude’s general account assets covered by the strategic advisory services agreement and funds with fees based on gross asset value.
- (3) Represents annualized fund management fees divided by the average of the beginning of year and each quarter end’s Fee-earning AUM in the reporting period. Catch-up management fees were excluded in the calculation of the annualized fund management fees.

The table below provides the period to period rollforward of Global Credit Fee-earning AUM.

	Three Months Ended	
	March 31,	
	2026	2025
	(Dollars in millions)	
Balance, Beginning of Period	\$ 169,460	\$ 154,186
Inflows ⁽¹⁾	3,284	7,811
Outflows (including realizations) ⁽²⁾	(4,520)	(3,113)
Market Activity & Other ⁽³⁾	(1,619)	1,465
Foreign Exchange ⁽⁴⁾	(167)	382
Balance, End of Period	\$ 166,438	\$ 160,731

- (1) Inflows represents limited partner capital raised by our carry funds or separately managed accounts for which management fees based on commitments were activated during the period, the fee-earning commitments invested in vehicles for which management fees are based on invested capital, the fee-earning collateral balance of new CLO issuances, reinsurance and other transactions at Fortitude, and gross subscriptions in our vehicles for which management fees are based on net asset value.
- (2) Outflows represents the impact of realizations from vehicles with management fees based on remaining invested capital at cost or fair value, changes in basis for funds where the investment period, weighted-average investment period or commitment fee period has expired during the period, reductions for funds that are no longer calling for fees, gross redemptions in our evergreen products, and outflows from our liquid credit products. Realizations for funds earning management fees based on commitments during the period do not affect Fee-earning AUM.
- (3) Market Activity & Other represents realized and unrealized gains (losses) on portfolio investments in funds or vehicles based on the lower of cost or fair value or net asset value, activity of funds with fees based on gross asset value, and changes in the fair value of Fortitude’s general account assets covered by the strategic advisory services agreement.

[Table of Contents](#)

- (4) Foreign Exchange represents the impact of foreign exchange rate fluctuations on the translation of our non-U.S. dollar denominated funds. Activity during the period is translated at the average rate for the period. Ending balances are translated at the spot rate as of the period end.

Fee-earning AUM was \$166.4 billion at March 31, 2026, a decrease of 2% from \$169.5 billion at December 31, 2025. The net decrease was due to:

- Outflows of \$4.5 billion, which were driven by outflows from our liquid credit products and realizations in our opportunistic credit funds; and
- Negative market activity of \$1.6 billion, which primarily reflected a decrease in the fair value of assets covered by the Fortitude strategic advisory services agreement.

Offsetting these decreases were:

- Inflows of \$3.3 billion, which were driven by deployment across the platform, flow reinsurance from our insurance strategy, and the closing of our latest European CLO.

Fee-earning AUM was \$166.4 billion at March 31, 2026, an increase of 4% from \$160.7 billion at March 31, 2025. The net increase was due to:

- Inflows of \$22.3 billion, which reflected capital deployment across the platform, notably in our liquid credit products, including the closing of seven U.S. CLOs and three European CLOs, and asset-backed finance, direct lending, and opportunistic credit funds, as well as more than \$5 billion of closed block reinsurance transactions and flow reinsurance from our insurance strategy.

Offsetting this increase were:

- Outflows of \$15.3 billion, which included outflows from our liquid credit products and realizations across the platform; and
- Negative market activity of \$1.9 billion, which was primarily driven by the impact of rising interest rates on the fair value of assets covered by the Fortitude strategic advisory services agreement, partially offset by increases in our cross-platform credit products.

Total AUM

The table below provides the period to period rollforward of Total AUM in our Global Credit segment.

	Three Months Ended March 31, 2026
	(Dollars in millions)
Balance, Beginning of Period	\$ 211,328
Inflows ⁽¹⁾	3,906
Outflows (including realizations) ⁽²⁾	(4,715)
Market Activity & Other ⁽³⁾	(839)
Foreign Exchange ⁽⁴⁾	(185)
Balance, End of Period	<u>\$ 209,495</u>

- (1) Inflows generally reflects the impact of gross fundraising, as well as reinsurance and other transactions at Fortitude during the period. For funds or vehicles denominated in foreign currencies, this reflects translation at the average quarterly rate.
- (2) Outflows includes distributions net of recallable or recyclable amounts in our carry funds, related co-investment vehicles, and separately managed accounts, gross redemptions in our evergreen products, outflows from our liquid credit products, and the expiration of available capital.
- (3) Market Activity & Other generally represents realized and unrealized gains (losses) on portfolio investments in our carry funds, related co-investment vehicles, and separately managed accounts, as well as the impact of fees, expenses and non-investment income, change in gross asset value for our business development companies, changes in the fair value of Fortitude's general account assets covered by the strategic advisory services agreement, and other changes in AUM.

[Table of Contents](#)

- (4) Foreign Exchange represents the impact of foreign exchange rate fluctuations on the translation of our non-U.S. dollar denominated funds. Activity during the period is translated at the average rate for the period. Ending balances are translated at the spot rate as of the period end.

Total AUM was \$209.5 billion at March 31, 2026, a decrease of 1% compared to \$211.3 billion at December 31, 2025. The net decrease was due to:

- Outflows of \$4.7 billion, which were primarily in our liquid credit products, with additional activity reflecting realizations across the platform, notably in our aviation and asset-backed finance products; and
- Negative market activity of \$0.8 billion, which was primarily driven by the impact of rising interest rates on the fair value of assets covered by the Fortitude strategic advisory services agreement, partially offset by increases in the fair value of our aviation and opportunistic credit products.

Offsetting these decreases were:

- Inflows of \$3.9 billion, which were driven by the first closing in our asset-backed income fund (“CABI”), flow reinsurance from our insurance strategy, and the closing of our latest European CLO.

Fund Performance Metrics

Fund performance information for certain of our Global Credit funds is included throughout this discussion and analysis to facilitate an understanding of our results of operations for the periods presented. The fund return information reflected in this discussion and analysis is not indicative of the performance of The Carlyle Group Inc. and is also not necessarily indicative of the future performance of any particular fund. An investment in The Carlyle Group Inc. is not an investment in any of our funds. There can be no assurance that any of our funds or our other existing and future funds will achieve similar returns.

The following table reflects the performance of our significant carry funds in our Global Credit business. Please see “— Our Global Investment Offerings” for a legend of the fund acronyms listed below.

(Dollars in millions)

Fund (Fee Initiation Date/Step-down Date)(11)	Committed Capital(12)	Cumulative Invested Capital (1)	Percent Invested	TOTAL INVESTMENTS						
				Realized Value (2)	Remaining Fair Value (3)	MOIC (4)	Gross IRR (5) (8)	Net IRR (6) (8)	Net Accrued Carry/(Giveback) (7)	
As of March 31, 2026										
Global Credit Carry Funds										
CCOF III - Levered (Feb 2023 / Oct 2028)	\$ 4,678	\$ 4,150	89%	\$ 861	\$ 4,102	1.2x	25%	16%	\$ 28	
CCOF II (Nov 2020 / Mar 2026)	\$ 4,430	\$ 5,956	134%	\$ 4,791	\$ 3,560	1.4x	14%	10%	\$ 111	
CCOF I (Nov 2017 / Sep 2022)	\$ 2,373	\$ 3,544	149%	\$ 3,908	\$ 1,254	1.5x	16%	11%	\$ 28	
CSP IV (Apr 2016 / Dec 2020)	\$ 2,500	\$ 2,500	100%	\$ 1,747	\$ 1,836	1.4x	10%	5%	\$ —	
CICF II (Mar 2024 / Dec 2029)	\$ 1,379	\$ 317	23%	\$ 180	\$ 167	1.1x	NM	NM	\$ —	
SASOF III (Nov 2014 / n/a)	\$ 833	\$ 991	119%	\$ 1,289	\$ 78	1.4x	19%	12%	\$ 6	
All Other Active Funds & Vehicles(9)		\$ 13,081	n/a	\$ 6,249	\$ 10,597	1.3x	11%	9%	\$ 99	
Fully Realized Funds & Vehicles(10)(13)		\$ 9,698	n/a	\$ 12,154	\$ 30	1.3x	9%	4%	\$ —	
TOTAL GLOBAL CREDIT CARRY FUNDS		\$ 40,237	n/a	\$ 31,180	\$ 21,623	1.3x	11%	7%	\$ 272	

- (1) Represents the original cost of investments since the inception of the fund. For CSP III and CSP IV, reflects amounts net of investment level recallable proceeds which is adjusted to reflect recyclability of invested capital for the purpose of calculating the fund MOIC.
- (2) Represents all realized proceeds since inception of the fund.
- (3) Represents remaining fair value, before management fees, expenses and carried interest, and may include remaining escrow values for realized investments.
- (4) Multiple of invested capital (“MOIC”) represents total fair value, before management fees, expenses and carried interest, divided by cumulative invested capital.
- (5) Gross Internal Rate of Return (“Gross IRR”) represents an annualized return on Limited Partner invested capital, based on contributions, distributions and unrealized fair value as of the reporting date, before the impact of management fees, partnership expenses and carried interest. For fund vintages 2017 and after, Gross IRR includes the impact of interest expense related to the funding of investments on fund lines of credit. Gross IRR is calculated based on the timing of Limited Partner cash flows, which may differ to varying degrees from the timing of actual investment cash flows for the

[Table of Contents](#)

- fund. Subtotal Gross IRR aggregations for multiple funds are calculated based on actual cash flow dates for each fund and represent a theoretical time-weighted return for a Limited Partner who invested sequentially in each fund.
- (6) Net Internal Rate of Return (“Net IRR”) represents an annualized return on Limited Partner invested capital, based on contributions, distributions and unrealized fair value as of the reporting date, after the impact of all management fees, partnership expenses and carried interest, including current accruals. Net IRR is calculated based on the timing of Limited Partner cash flows, which may differ to varying degrees from the timing of actual investment cash flows for the fund. Fund level IRRs are based on aggregate Limited Partner cash flows, and this blended return may differ from that of individual Limited Partners. As a result, certain funds may generate accrued performance revenues with a blended Net IRR that is below the preferred return hurdle for that fund. Subtotal Net IRR aggregations for multiple funds are calculated based on actual cash flow dates for each fund and represent a theoretical time-weighted return for a Limited Partner who invested sequentially in each fund.
 - (7) Represents the net accrued performance revenue balance/(giveback obligation) as of the current quarter end.
 - (8) For funds marked “NM,” IRR may be positive or negative, but is not considered meaningful because of the limited time since initial investment and early stage of capital deployment. For funds marked “Neg,” IRR is considered meaningful but is negative as of reporting period end.
 - (9) Aggregate includes the following funds, as well as all active co-investments, separately managed accounts (SMAs), and stand-alone investments arranged by us: SASOF IV, SASOF V, CAPF VII, CICF, CAF, CALF, CCOF III - Unlevered, and CCOF III PSV.
 - (10) Aggregate includes the following funds, as well as related co-investments, separately managed accounts (SMAs), and certain other stand-alone investments arranged by us: CSP I, CSP II, CSP III, CEMOF I, CEMOF II, CSC, CMP I, CMP II, SASOF II, and CASCOF.
 - (11) The fund step-down date represents the contractual step-down date under the respective fund agreements for funds on which the fee basis step-down has not yet occurred. Funds without a listed Fee Initiation Date and Step-down Date have not yet initiated fees.
 - (12) All amounts shown represent total capital commitments as of March 31, 2026. Certain of our recent vintage funds are currently in fundraising and total capital commitments are subject to change. Committed capital for CCOF II excludes \$150 million in capital committed by a CCOF II investor to a side vehicle. The CCOF III platform, which includes CCOF III - Levered, CCOF III - Unlevered, and CCOF III PSV, collectively has \$5.7 billion of committed capital.
 - (13) Funds are included when all investments have been realized. There may be remaining fair value and net accrued carry where there are outstanding escrow balances or undistributed proceeds.

[Table of Contents](#)

Carlyle AlInvest

The following table presents our results of operations for our Carlyle AlInvest segment:

	Three Months Ended March 31,		Change	
	2026	2025	\$	%
(Dollars in millions)				
Segment Revenues				
Fund level fee revenues				
Fund management fees	\$ 112.9	\$ 102.9	\$ 10.0	10 %
Portfolio advisory and transaction fees, net and other	0.1	—	0.1	NM
Fee related performance revenues	11.2	10.7	0.5	5 %
Total fund level fee revenues	124.2	113.6	10.6	9 %
Realized performance revenues	21.4	24.7	(3.3)	(13) %
Realized principal investment income	7.1	9.4	(2.3)	(24) %
Interest income	2.7	2.2	0.5	23 %
Total revenues	155.4	149.9	5.5	4 %
Segment Expenses				
Compensation and benefits				
Cash-based compensation and benefits	33.9	34.3	(0.4)	(1) %
Realized performance revenues related compensation	14.8	19.4	(4.6)	(24) %
Total compensation and benefits	48.7	53.7	(5.0)	(9) %
General, administrative, and other indirect expenses	20.2	11.9	8.3	70 %
Depreciation and amortization expense	2.6	1.9	0.7	37 %
Interest expense	5.0	3.1	1.9	61 %
Total expenses	76.5	70.6	5.9	8 %
(=) Distributable Earnings	\$ 78.9	\$ 79.3	\$ (0.4)	(1) %
(-) Realized net performance revenues	6.6	5.3	1.3	25 %
(-) Realized principal investment income	7.1	9.4	(2.3)	(24) %
(+) Net interest	2.3	0.9	1.4	156 %
(=) Fee Related Earnings	\$ 67.5	\$ 65.5	\$ 2.0	3 %

Distributable Earnings

Distributable Earnings decreased \$0.4 million for the three months ended March 31, 2026, as compared to the three months ended March 31, 2025. The following table provides the components of the changes in Distributable Earnings for the three months ended March 31, 2026:

	Three Months Ended March 31,
	2026 v. 2025
(Dollars in millions)	
Distributable Earnings, March 31, 2025	\$ 79.3
Increases (decreases):	
Increase in Fee related earnings	2.0
Increase in Realized net performance revenues	1.3
Decrease in Realized principal investment income	(2.3)
Increase in Net interest	(1.4)
Total decrease	(0.4)
Distributable Earnings, March 31, 2026	\$ 78.9

Fee Related Earnings

Fee Related Earnings increased \$2.0 million for the three months ended March 31, 2026, as compared to the three months ended March 31, 2025. The following table provides the components of the changes in Fee Related Earnings for the three months ended March 31, 2026:

	Three Months Ended March 31,	
	2026 v. 2025	
	(Dollars in millions)	
Fee Related Earnings, March 31, 2025	\$	65.5
Increases (decreases):		
Increase in Fee revenues		10.6
Decrease in Cash-based compensation and benefits		0.4
Increase in General, administrative and other indirect expenses		(8.3)
All other changes		(0.7)
Total increase		2.0
Fee Related Earnings, March 31, 2026	\$	<u>67.5</u>

Fee Revenues. Fee revenues increased \$10.6 million for the three months ended March 31, 2026, as compared to the three months ended March 31, 2025, primarily driven by an increase in Fund management fees of \$10.0 million. The increase in Fund management fees was primarily driven by the impact of fundraising in our most recent vintage of secondaries & portfolio finance funds, and growth in our CAPM and CAPS funds. Fund management fees for the three months ended March 31, 2026 included catch-up management fees of \$1.3 million, a decrease from \$14.7 million for the three months ended March 31, 2025, as fundraising for our most recent vintage of secondaries & portfolio finance funds concluded in the third quarter of 2025.

General, administrative and other indirect expenses. General, administrative and other indirect expenses increased \$8.3 million for the three months ended March 31, 2026 as compared to the three months ended March 31, 2025, primarily due to an increase in professional fees, an increase in fundraising costs, and unfavorable foreign currency remeasurement due to the U.S. dollar strengthening in the quarter.

Fee-earning AUM

Fee-earning AUM is presented below for each period together with the components of change during each respective period.

	As of March 31,	
	2026	2025
	(Dollars in millions)	
Carlyle AlpInvest		
Components of Fee-earning AUM⁽¹⁾		
Fee-earning AUM based on capital commitments	\$ 28,044	\$ 23,116
Fee-earning AUM based on invested capital ⁽²⁾	9,257	9,174
Fee-earning AUM based on net asset value	19,583	13,822
Fee-earning AUM based on lower of cost or fair market value and other	10,976	8,289
Total Fee-earning AUM	\$ 67,860	\$ 54,401
Annualized Management Fee Rate ⁽³⁾	0.67 %	0.66 %

- (1) For additional information concerning the components of Fee-earning AUM, see “—Key Financial Measures—Operating Metrics.”
- (2) Includes amounts committed to or reserved for certain AlpInvest funds.
- (3) Represents annualized fund management fees divided by the average of the beginning of year and each quarter end’s Fee-earning AUM in the reporting period. Catch-up management fees were excluded in the calculation of the annualized fund management fees.

[Table of Contents](#)

The table below provides the period to period rollforward of Fee-earning AUM in our Carlyle AlpInvest segment.

	Three Months Ended	
	March 31,	
	2026	2025
	(Dollars in millions)	
Balance, Beginning of Period	\$ 65,952	\$ 52,139
Inflows ⁽¹⁾	3,246	2,558
Outflows (including realizations) ⁽²⁾	(1,020)	(1,016)
Market Activity & Other ⁽³⁾	(33)	15
Foreign Exchange ⁽⁴⁾	(285)	705
Balance, End of Period	\$ 67,860	\$ 54,401

- (1) Inflows represents limited partner capital raised by our carry funds or separately managed accounts for which management fees based on commitments were activated during the period, fee-earning commitments invested in vehicles for which management fees are based on invested capital, and gross subscriptions in our vehicles for which management fees are based on net asset value. Inflows exclude fundraising amounts during the period for which fees have not yet been activated, which are referenced as Pending Fee-earning AUM.
- (2) Outflows represents the impact of realizations from vehicles with management fees based on remaining invested capital at cost or fair value, changes in basis for funds where the investment period, weighted-average investment period, or commitment fee period has expired during the period, and reductions for funds that are no longer calling for fees. Distributions for funds earning management fees based on commitments during the period do not affect Fee-earning AUM.
- (3) Market Activity & Other represents realized and unrealized gains (losses) on portfolio investments in our carry funds based on the lower of cost or fair value and net asset value.
- (4) Foreign Exchange represents the impact of foreign exchange rate fluctuations on the translation of our non-U.S. dollar denominated funds. Activity during the period is translated at the average rate for the period. Ending balances are translated at the spot rate as of the period end.

Fee-earning AUM was \$67.9 billion at March 31, 2026, an increase of 3% from \$66.0 billion at December 31, 2025. The net increase was due to:

- Inflows of \$3.2 billion, which were driven by investment activity in our AlpInvest wealth products and secondaries & portfolio finance strategy, as well as fee-paying capital raised in our primary and secondaries & portfolio finance strategies.

Offsetting this increase were:

- Outflows of \$1.0 billion, which were driven by step-downs in fee bases and realizations across all strategies in products that charge fees on invested capital.

Fee-earning AUM was \$67.9 billion at March 31, 2026, an increase of 25% compared to \$54.4 billion at March 31, 2025. The net increase was due to:

- Inflows of \$16.7 billion, which were driven by fee-paying capital raised and investment activity across all strategies, notably in our secondaries & portfolio finance and AlpInvest wealth products;
- Positive foreign exchange activity of \$1.1 billion, primarily from the translation of our EUR-denominated funds to USD; and
- Market appreciation of \$0.9 billion, which was driven by CAPM and ASPF II, in which fees are based on fair value.

Offsetting these increases were:

- Outflows of \$5.3 billion, which reflected realizations across all strategies and step-downs in fee bases in our primary funds.

[Table of Contents](#)

Total AUM

The table below provides the period to period rollforward of Total AUM in our Carlyle AlInvest segment.

	Three Months Ended March 31, 2026
	(Dollars in millions)
Balance, Beginning of Period	\$ 101,996
Inflows ⁽¹⁾	6,829
Outflows (including realizations) ⁽²⁾	(2,196)
Market Activity & Other ⁽³⁾	717
Foreign Exchange ⁽⁴⁾	(450)
Balance, End of Period	\$ 106,896

- (1) Inflows reflects the impact of gross fundraising during the period. For funds or vehicles denominated in foreign currencies, this reflects translation at the average quarterly rate.
- (2) Outflows includes distributions in our carry funds, related co-investment vehicles and separately managed accounts, as well as the expiration of available capital.
- (3) Market Activity & Other generally represents realized and unrealized gains (losses) on portfolio investments in our carry funds, related co-investment vehicles and separately managed accounts, the net impact of fees, expenses and non-investment income, as well as other changes in AUM.
- (4) Foreign Exchange represents the impact of foreign exchange rate fluctuations on the translation of our non-U.S. dollar denominated funds. Activity during the period is translated at the average rate for the period. Ending balances are translated at the spot rate as of the period end.

Total AUM was \$106.9 billion at March 31, 2026, an increase of 5% compared to \$102.0 billion at December 31, 2025. The net increase was due to:

- Inflows of \$6.8 billion, which reflected fundraising across the platform, notably in cross-strategy SMAs and in our AlInvest wealth products; and
- Market appreciation of \$0.7 billion, which was driven by our secondaries & portfolio finance strategy and AlInvest wealth products.

Offsetting these increases were:

- Outflows of \$2.2 billion, which reflected realizations across all strategies.

Fund Performance Metrics

The fund return information reflected in this discussion and analysis is not indicative of the performance of The Carlyle Group Inc. and is also not necessarily indicative of the future performance of any particular fund. An investment in The Carlyle Group Inc. is not an investment in any of our funds. There can be no assurance that any of our funds or our other existing and future funds will achieve similar returns.

[Table of Contents](#)

The following table reflects the performance of our significant funds in our Carlyle AlpInvest business. We also present fund performance information for portfolios of investments held by separately managed accounts, generally aggregated either as invested alongside the relevant commingled fund or over a specified time period.

(Amounts in millions)

Carlyle AlpInvest (1)(8)	Vintage Year	Fund Size	TOTAL INVESTMENTS								
			As of March 31, 2026								
			Cumulative Invested Capital (2)(3)	Realized Value (3)	Remaining Fair Value (3)	Total Fair Value (3)(4)	MOIC (5)	Gross IRR (6)(10)	Net IRR (7)(10)	Net Accrued Carry/ (Giveback) (12)	
(Reported in Local Currency, in Millions)											
SECONDARIES & PORTFOLIO FINANCE											
ASF VIII	2024	\$ 13,422	\$ 7,321	\$ 308	\$ 8,990	\$ 9,297	1.3x	NM	NM	\$ 59	
ASF VII	2020	\$ 6,769	\$ 5,018	\$ 2,587	\$ 5,356	\$ 7,943	1.6x	16%	12%	\$ 116	
ASF VII - SMAs	2020	€ 2,043	€ 1,756	€ 709	€ 1,891	€ 2,600	1.5x	14%	12%	\$ 37	
ASF VI	2017	\$ 3,333	\$ 2,814	\$ 3,172	\$ 1,465	\$ 4,637	1.6x	14%	11%	\$ 57	
ASF VI - SMAs	2017	€ 2,817	€ 2,663	€ 2,825	€ 1,430	€ 4,255	1.6x	13%	11%	\$ 49	
ASF V	2012	\$ 756	\$ 673	\$ 1,101	\$ 94	\$ 1,195	1.8x	18%	14%	\$ 4	
ASF V - SMAs	2012	€ 3,916	€ 3,975	€ 7,015	€ 329	€ 7,344	1.8x	21%	19%	\$ 7	
SMAs 2009-2011	2010	€ 1,859	€ 1,952	€ 3,368	€ 33	€ 3,401	1.7x	19%	18%	\$ —	
ASPF II	2023	\$ 2,227	\$ 1,586	\$ 307	\$ 1,568	\$ 1,875	1.2x	29%	21%	\$ 14	
All Other Active Funds & Vehicles (9)	Various		\$ 2,002	\$ 538	\$ 2,210	\$ 2,748	1.4x	18%	14%	\$ 36	
Fully Realized Funds & Vehicles	Various		€ 4,388	€ 7,149	€ 12	€ 7,161	1.6x	19%	18%	\$ —	
CO-INVESTMENTS											
ACF IX	2023	\$ 4,120	\$ 2,431	\$ 148	\$ 2,697	\$ 2,845	1.2x	15%	10%	\$ 7	
ACF IX - SMAs	2023	\$ 1,016	\$ 382	\$ 22	\$ 433	\$ 455	1.2x	16%	13%	\$ 3	
ACF VIII	2021	\$ 3,614	\$ 3,450	\$ 538	\$ 4,340	\$ 4,878	1.4x	10%	8%	\$ 38	
ACF VIII - SMAs	2021	\$ 1,099	\$ 1,007	\$ 160	\$ 1,253	\$ 1,413	1.4x	11%	9%	\$ 12	
ACF VII	2017	\$ 1,688	\$ 1,682	\$ 1,903	\$ 1,361	\$ 3,264	1.9x	14%	11%	\$ 56	
ACF VII - SMAs	2017	€ 1,452	€ 1,398	€ 1,298	€ 1,270	€ 2,567	1.8x	13%	11%	\$ 40	
SMAs 2014-2016	2014	€ 1,274	€ 1,073	€ 2,550	€ 180	€ 2,730	2.5x	24%	22%	\$ 3	
SMAs 2012-2013	2012	€ 1,124	€ 1,022	€ 2,800	€ 128	€ 2,927	2.9x	28%	26%	\$ 1	
SMAs 2009-2010	2010	€ 1,475	€ 1,332	€ 3,540	€ 418	€ 3,958	3.0x	23%	21%	\$ —	
Strategic SMAs	Various		\$ 5,075	\$ 2,870	\$ 5,474	\$ 8,343	1.6x	15%	14%	\$ 80	
All Other Active Funds & Vehicles (9)	Various		€ 66	€ 164	€ 5	€ 169	2.6x	36%	34%	\$ —	
Fully Realized Funds & Vehicles	Various		€ 5,855	€ 10,001	€ —	€ 10,001	1.7x	15%	13%	\$ —	
PRIMARY INVESTMENTS											
SMAs 2024-2026	2024	\$ 4,623	\$ 328	\$ 12	\$ 323	\$ 335	1.0x	NM	NM	\$ —	
SMAs 2021-2023	2021	€ 4,673	€ 2,033	€ 172	€ 2,293	€ 2,466	1.2x	12%	11%	\$ 1	
SMAs 2018-2020	2018	\$ 3,116	\$ 2,714	\$ 965	\$ 3,127	\$ 4,092	1.5x	14%	13%	\$ 4	
SMAs 2015-2017	2015	€ 2,501	€ 2,510	€ 2,974	€ 2,016	€ 4,990	2.0x	19%	18%	\$ 8	
SMAs 2012-2014	2012	€ 5,080	€ 5,783	€ 9,943	€ 2,712	€ 12,655	2.2x	17%	17%	\$ 10	
SMAs 2009-2011	2009	€ 4,877	€ 5,588	€ 10,581	€ 1,363	€ 11,944	2.1x	17%	16%	\$ 1	
SMAs 2006-2008	2005	€ 11,500	€ 12,991	€ 21,798	€ 993	€ 22,791	1.8x	10%	10%	\$ —	
SMAs 2003-2005	2003	€ 4,628	€ 4,933	€ 7,856	€ 117	€ 7,973	1.6x	10%	9%	\$ —	
All Other Active Funds & Vehicles (9)	Various		€ 1,771	€ 1,804	€ 210	€ 2,014	1.1x	3%	2%	\$ —	
Fully Realized Funds & Vehicles	Various		€ 4,798	€ 7,823	€ 19	€ 7,842	1.6x	12%	11%	\$ —	
TOTAL CARLYLE ALPINVEST (USD)(11)			\$ 112,521	\$ 135,082	\$ 56,486	\$ 191,568	1.7x	13%	13%	\$ 643	

- (1) Includes private equity and mezzanine primary fund investments, secondary fund investments and co-investments originated by AlpInvest. Excluded from the performance information shown are: (a) investments that were not originated by AlpInvest (i.e., AlpInvest did not make the original investment decision or recommendation); (b) Direct Investments, which was spun off from AlpInvest in 2005; (c) Carlyle AlpInvest Private Markets (“CAPM”); (d) Carlyle AlpInvest Private Markets Secondaries (“CAPS”); and (e) LP co-investment vehicles managed by AlpInvest. As of March 31, 2026, these excluded portfolios amounted to approximately \$18.6 billion of AUM in the aggregate.
- (2) Represents the original cost of investments since inception of the fund.
- (3) To exclude the impact of FX, all foreign currency cash flows have been converted to the currency representing a majority of the capital committed to the relevant fund at the reporting period spot rate.
- (4) Represents all realized proceeds combined with remaining fair value, before management fees, expenses and carried interest.
- (5) Multiple of invested capital (“MOIC”) represents total fair value, before management fees, expenses and carried interest, divided by cumulative invested capital.

[Table of Contents](#)

- (6) Gross Internal Rate of Return (“Gross IRR”) represents the annualized IRR for the period indicated on Limited Partner invested capital based on investment contributions, distributions and unrealized value of the underlying investments, before management fees, expenses and carried interest at the AlpInvest level.
- (7) Net Internal Rate of Return (“Net IRR”) represents the annualized IRR for the period indicated on Limited Partner invested capital based on investment contributions, distributions and unrealized value of the underlying investments, after management fees, expenses and carried interest. Fund level IRRs are based on aggregate Limited Partner cash flows, and this blended return may differ from that of individual Limited Partners. As a result, certain funds may generate accrued performance revenues with a blended Net IRR that is below the preferred return hurdle for that fund.
- (8) “ASF” stands for AlpInvest Secondaries Fund, “ACF” stands for AlpInvest Co-Investment Fund, “ASPF” stands for AlpInvest Strategic Portfolio Finance Fund, and “SMAs” are Separately Managed Accounts. “ASF - SMAs” and “ACF - SMAs” reflect the aggregated portfolios of investments held by SMAs within the relevant strategy, which invest alongside the relevant ASF or ACF (as applicable). Strategic SMAs reflect the aggregated portfolios of co-investments made by SMAs sourced from the SMA investor’s own private equity fund investment portfolio. Other SMAs reflect the aggregated portfolios of investments within the relevant strategy that began making investments in the corresponding time periods. Co-Investments SMAs 2014-2016 does not include two SMAs that started in 2016 but invested a substantial majority alongside ACF VII. These two SMAs have instead been grouped with ACF VII - SMAs. An SMA may pursue multiple investment strategies and make commitments over multiple years.
- (9) Includes ASF VIII - SMAs, AlpInvest Atom Fund, AlpInvest Atom Fund II, all mezzanine investment portfolios, all ‘clean technology’ private equity investment portfolios, all strategic portfolio finance SMAs, all AlpInvest senior portfolio lending SMAs, and any state-focused investment mandate portfolios.
- (10) For funds marked “NM,” IRR may be positive or negative, but is not considered meaningful because of the limited time since initial investment and early stage of capital deployment. For funds marked “Neg,” IRR is considered meaningful but is negative as of reporting period end.
- (11) For purposes of aggregation, funds that report in foreign currency have been converted to U.S. dollars at the reporting period spot rate.
- (12) Represents the net accrued performance revenue balance/(giveback obligation) as of the current quarter end. Total Net Accrued Carry excludes net accrued carry which was retained as part of the sale of MRE on April 1, 2021. There was no net accrued carry balance for MRE as of March 31, 2026.

Liquidity and Capital Resources

Historical Liquidity and Capital Resources

We have historically required limited capital resources to support the working capital and operating needs of our business. Our management fees have largely covered our operating costs and all realized performance allocations, after covering the related compensation, are available for distribution to stockholders. Approximately 97% of all capital commitments to our funds are provided by our fund investors, with the remaining amount typically funded by Carlyle, our senior Carlyle professionals, advisors, and other professionals. We may elect to invest additional amounts in new investment areas through increased investment in our funds, which we may subsequently transfer to newly developed products.

Our Sources of Liquidity

We have multiple sources of liquidity to meet our capital needs, including cash on hand, annual cash flows, accumulated earnings, cash we receive from our notes offerings, and funds from our senior revolving credit facility, which had \$1.0 billion of available capacity as of March 31, 2026. Although we may consider other financings to invest in growing our business, such as the \$800.0 million senior note offering in 2025, we believe these sources will be sufficient to fund our capital needs for at least the next twelve months. We believe we will meet longer-term expected future cash requirements and obligations through a combination of existing cash and cash equivalent balances, cash flow from operations, accumulated earnings, and amounts available for borrowing from our senior revolving credit facility or other financings.

Cash and cash equivalents. Cash and cash equivalents were approximately \$1.7 billion at March 31, 2026. However, a portion of this cash is allocated for specific business purposes, including, but not limited to: (i) performance allocations and incentive fee related cash that has been received but not yet distributed as performance allocations and incentive fee related compensation and amounts owed to non-controlling interests, (ii) proceeds received from realized investments that are allocable to non-controlling interests, and (iii) regulatory capital.

[Table of Contents](#)

Corporate Treasury Investments. These investments represent investments in U.S. Treasury and government agency obligations, commercial paper, certificates of deposit, other investment grade securities and other investments with original maturities of greater than three months when purchased.

After deducting cash amounts allocated to the specific requirements mentioned above, the remaining cash, cash equivalents, and corporate treasury investments (if any), was approximately \$1.0 billion as of March 31, 2026. This remaining amount will be used towards our primary liquidity needs, as outlined in the next section. This amount does not take into consideration ordinary course of business payables and reserves for specific business purposes.

Senior Revolving Credit Facility. The capacity under the amended and restated revolving credit facility is \$1.0 billion, which was amended in May 2025 to extend the maturity date from April 29, 2027 to May 29, 2030. The Company's borrowing capacity is subject to the ability of the financial institutions in the banking syndicate to fulfill their respective obligations under the revolving credit facility. Principal amounts outstanding under the amended and restated revolving credit facility accrue interest, at the option of the borrowers, either (a) at an alternate base rate plus an applicable margin not to exceed 0.50% per annum, or (b) at SOFR (or similar benchmark rate for non-U.S. dollar borrowings) plus a 0.10% adjustment and an applicable margin not to exceed 1.50% per annum (4.76% at March 31, 2026). As of March 31, 2026, there were no amounts outstanding under the senior revolving credit facility.

The senior revolving credit facility is unsecured. We are required to maintain management fee-earning assets (as defined in the amended and restated senior revolving credit facility) of at least \$156.9 billion and a total leverage ratio of less than 4.0 to 1.0, in each case, tested on a quarterly basis. Non-compliance with any of the financial or non-financial covenants without cure or waiver would constitute an event of default under the senior revolving credit facility. An event of default resulting from a breach of certain financial or non-financial covenants may result, at the option of the lenders, in an acceleration of the principal and interest outstanding, and a termination of the senior revolving credit facility. The senior revolving credit facility also contains other customary events of default, including defaults based on events of bankruptcy and insolvency, nonpayment of principal, interest or fees when due, breach of specified covenants, change in control, and material inaccuracy of representations and warranties.

Global Credit Revolving Credit Facility. Certain subsidiaries of the Company are parties to a revolving line of credit, primarily intended to support certain lending activities within the Global Credit segment. As currently amended, the Global Credit Revolving Credit Facility provides for a revolving line of credit with a capacity of \$300 million, which matures in September 2027, and a second revolving line of credit with a capacity of \$200 million, which was amended in August 2025 to extend the maturity date to August 19, 2026.

The Company's borrowing capacity is subject to the ability of the financial institutions in the banking syndicate to fulfill their respective obligations under the Global Credit Revolving Credit Facility. Principal amounts outstanding accrue interest at applicable SOFR or Eurocurrency rates plus an applicable margin of 2.00% or an alternate base rate plus an applicable margin of 1.00%. As of March 31, 2026, there was no borrowing outstanding under the Global Credit Revolving Credit Facility.

CLO Borrowings. For certain of our CLOs, the Company finances a portion of its investment in the CLOs through the proceeds received from term loans and other financing arrangements with financial institutions or other financing arrangements. The Company's CLO borrowings outstanding were \$353.5 million at March 31, 2026. The CLO borrowings are secured by the Company's investments in the respective CLO, have a general unsecured interest in the Carlyle entity that manages the CLO and generally do not have recourse to any other Carlyle entity. As of March 31, 2026, \$335.2 million of these borrowings are secured by investments attributable to The Carlyle Group Inc. See Note 5, Borrowings, to the condensed consolidated financial statements included in this Quarterly Report on Form 10-Q for more information on our CLO borrowings.

Senior Notes. The Company and certain indirect finance subsidiaries of the Company have issued senior notes, on which interest is payable semi-annually, as discussed below. The senior notes are unsecured and unsubordinated obligations of the respective subsidiary and are fully and unconditionally guaranteed, jointly and severally, by the Company and each of the Carlyle Holdings partnerships. The indentures governing each of the senior notes contain customary covenants that, among other things, limit the issuers' and the guarantors' ability, subject to certain exceptions, to incur indebtedness secured by liens on voting stock or profit participating equity interests of their subsidiaries or merge, consolidate or sell, transfer or lease assets. The notes also contain customary events of default. All or a portion of the notes may be redeemed at our option, in whole or in part, at any time and from time to time, prior to their stated maturity, at the make-whole redemption price set forth in the notes. If a change of control repurchase event occurs, the notes are subject to repurchase at the repurchase price as set forth in the notes.

[Table of Contents](#)

3.500% Senior Notes. In September 2019, Carlyle Finance Subsidiary L.L.C. issued \$425.0 million of 3.500% senior notes due September 19, 2029 at 99.841% of par.

5.050% Senior Notes. In September 2025, the Company issued \$800.0 million of 5.050% senior notes due September 19, 2035 at 99.767% of par.

5.625% Senior Notes. In March 2013, Carlyle Holdings II Finance L.L.C. issued \$400.0 million of 5.625% senior notes due March 30, 2043 at 99.583% of par. In March 2014, an additional \$200.0 million of these notes were issued at 104.315% of par and are treated as a single class with the already outstanding \$400.0 million aggregate principal amount of these notes.

5.650% Senior Notes. In September 2018, Carlyle Finance L.L.C. issued \$350.0 million of 5.650% senior notes due September 15, 2048 at 99.914% of par.

Subordinated Notes. In May and June 2021, Carlyle Finance L.L.C. issued \$500.0 million aggregate principal amount of 4.625% subordinated notes due May 15, 2061. The Subordinated Notes are unsecured and subordinated obligations of the issuer and are fully and unconditionally guaranteed, jointly and severally, on a subordinated basis, by the Company, each of the Carlyle Holdings partnerships, and CG Subsidiary Holdings L.L.C., an indirect subsidiary of the Company. The indentures governing the Subordinated Notes contain customary covenants that, among other things, limit the issuers' and the guarantors' ability, subject to certain exceptions, to incur indebtedness ranking on a parity with the Subordinated Notes or indebtedness ranking junior to the Subordinated Notes secured by liens on voting stock or profit participating equity interests of their subsidiaries or merge, consolidate or sell, transfer or lease all or substantially all of their assets. The Subordinated Notes also contain customary events of default. All or a portion of the notes may be redeemed at our option, in whole or in part, at any time and from time to time on or after June 15, 2026, prior to their stated maturity, at a redemption price equal to their principal amount plus any accrued and unpaid interest to, but excluding, the date of redemption. If interest due on the Subordinated Notes is deemed to no longer be deductible in the U.S., a "Tax Redemption Event," the Subordinated Notes may be redeemed, in whole, but not in part, within 120 days of the occurrence of such event at a redemption price equal to their principal amount plus accrued and unpaid interest to, but excluding, the date of redemption. In addition, the Subordinated Notes may be redeemed, in whole, but not in part, at any time prior to May 15, 2026, within 90 days of the rating agencies determining that the Subordinated Notes should no longer receive partial equity treatment pursuant to the rating agency's criteria, a "rating agency event," at a redemption price equal to 102% of their principal amount plus any accrued and unpaid interest to, but excluding, the date of redemption.

Obligations of CLOs. Loans payable of the Consolidated Funds primarily comprise amounts due to holders of debt securities issued by the CLOs. We are not liable for any loans payable of the CLOs. Loans payable of the CLOs are collateralized by the assets held by the CLOs and the assets of one CLO may not be used to satisfy the liabilities of another. This collateral consists of cash and cash equivalents, corporate loans, corporate bonds and other securities.

Realized Performance Allocation Revenues. Another source of liquidity we may use to meet our capital needs is the realized performance allocation revenues generated by our investment funds. Performance allocations are generally realized when an underlying investment is profitably disposed of and the fund's cumulative returns are in excess of the preferred return. For certain funds, performance allocations are realized once all invested capital and expenses have been returned to the fund's investors and the fund's cumulative returns are in excess of the preferred return. Incentive fees earned on our CLO vehicles generally are paid upon the dissolution of such vehicles.

[Table of Contents](#)

Our accrued performance allocations by segment as of March 31, 2026, gross and net of accrued giveback obligations, are set forth below:

	Accrued Performance Allocations ⁽¹⁾	Accrued Giveback Obligation	Net Accrued Performance Revenues
(Dollars in millions)			
Global Private Equity	\$ 4,324.3	\$ (76.5)	\$ 4,247.8
Global Credit	740.2	(25.5)	714.7
Carlyle AlpInvest	1,800.9	—	1,800.9
Total	<u>\$ 6,865.4</u>	<u>\$ (102.0)</u>	<u>\$ 6,763.4</u>
Plus: Accrued performance allocations from NGP Carry Funds ⁽²⁾			368.0
Less: Accrued performance allocation-related compensation			(4,614.8)
Plus: Receivable for giveback obligations from current and former employees			34.6
Less: Deferred taxes on certain foreign accrued performance allocations			(14.9)
Less/Plus: Net accrued performance allocations/giveback obligations attributable to non-controlling interests in consolidated entities			6.3
Plus: Net accrued performance allocations attributable to Consolidated Funds, eliminated in consolidation			20.8
Net accrued performance revenues before timing differences			2,563.4
Less/Plus: Timing differences between the period when accrued performance allocations/giveback obligations are realized and the period they are collected/distributed			24.4
Net accrued performance revenues attributable to The Carlyle Group Inc.			<u>\$ 2,587.8</u>

- (1) Accrued incentive fees are excluded from net accrued performance revenues.
(2) Accrued performance allocations from NGP funds are presented as principal equity method investments in the condensed consolidated balance sheets.

The net accrued performance revenues attributable to The Carlyle Group Inc., excluding realized amounts, related to our carry funds and our other vehicles as of March 31, 2026, as well as the carry fund appreciation (depreciation), is set forth below by segment (Dollars in millions):

	Carry Fund Appreciation/(Depreciation) ⁽¹⁾				Net Accrued Performance Revenues
	Quarter-to-Date		Last Twelve Months		
	Q1 2025	Q1 2026	Q1 2025	Q1 2026	
Overall Carry Fund Appreciation/(Depreciation)	2 %	1 %	8 %	7 %	
Global Private Equity:	2 %	— %	8 %	6 %	\$ 1,673.3
Corporate Private Equity	2 %	(2)%	9 %	3 %	1,231.8
Real Estate	1 %	1 %	5 %	3 %	50.4
Infrastructure & Natural Resources	3 %	9 %	9 %	25 %	391.1
Global Credit Carry Funds	4 %	4 %	14 %	15 %	271.6
Carlyle AlpInvest Carry Funds	1 %	— %	5 %	5 %	642.9
Net Accrued Performance Revenues					<u>\$ 2,587.8</u>

- (1) Appreciation/(Depreciation) represents unrealized gain/(loss) for the period on a total return basis before fees and expenses. The percentage of return is calculated as: ending remaining investment fair market value plus net investment outflow (sales proceeds minus net purchases) minus beginning remaining investment fair market value divided by beginning remaining investment fair market value. Amounts are fund only, and do not include coinvestments.

Realized Principal Investment Income. Another source of liquidity we may use to meet our capital needs is the realized principal investment income generated by our equity method investments and other principal investments. Principal investment income is realized when we redeem all or a portion of our investment or when we receive or are due cash income, such as dividends or distributions. Certain of the investments attributable to The Carlyle Group Inc. (excluding certain general partner interests, certain strategic investments, and investments in certain CLOs) may be sold at our discretion as a source of liquidity.

[Table of Contents](#)

Investments as of March 31, 2026 consist of the following:

	Investments in Carlyle Funds	Investments in NGP ⁽¹⁾	Total
(Dollars in millions)			
Investments, excluding performance allocations	\$ 2,947.5	\$ 652.4	\$ 3,599.9
Less: Amounts attributable to non-controlling interests in consolidated entities	(374.6)	—	(374.6)
Plus: Investments in Consolidated Funds, eliminated in consolidation	963.8	—	963.8
Less: Strategic equity method investments in NGP Management	—	(238.7)	(238.7)
Less: Investment in NGP general partners - accrued performance allocations	—	(368.0)	(368.0)
Total investments attributable to The Carlyle Group Inc.	<u>\$ 3,536.7</u>	<u>\$ 45.7</u>	<u>\$ 3,582.4</u>

(1) Represents our total investment in NGP. See Note 4, Investments, to our condensed consolidated financial statements.

Our investments as of March 31, 2026 can be further attributed as follows (Dollars in millions):

Investments in Carlyle Funds, excluding CLOs:	
Global Private Equity ⁽¹⁾	\$ 1,251.7
Global Credit ⁽²⁾	1,317.1
Carlyle AlpInvest	424.0
Total investments in Carlyle Funds, excluding CLOs	2,992.8
Investments in CLOs	443.2
Other investments	146.4
Total investments attributable to The Carlyle Group Inc.	3,582.4
CLO borrowings collateralized by investments attributable to The Carlyle Group Inc. ⁽³⁾	(335.2)
Total investments attributable to The Carlyle Group Inc., net of CLO borrowings	<u>\$ 3,247.2</u>

- (1) Excludes our strategic equity method investment in NGP Management and investments in NGP general partners - accrued performance allocations. This balance also includes amounts bridged by us on behalf of investment funds for which we have entered into warehouse agreements. Under such warehouse agreements, we may elect to transfer investments for a price that differs from fair value.
- (2) Includes the Company's indirect investment in Fortitude through Carlyle FRL, a Carlyle-affiliated investment fund, as discussed in Note 4, Investments, to the condensed consolidated financial statements. This investment had a carrying value of \$729.2 million as of March 31, 2026.
- (3) Of the \$353.5 million in total CLO borrowings as of March 31, 2026 and as disclosed in Note 5, Borrowings, to the condensed consolidated financial statements, \$335.2 million are collateralized by investments attributable to The Carlyle Group Inc. The remaining \$18.3 million in total CLO borrowings are collateralized by investments attributable to non-controlling interests.

Our Liquidity Needs

We generally use our working capital and cash flows to invest in growth initiatives, service our debt, fund the working capital needs of our business and investment funds, and return capital to our common stockholders in the form of dividends or stock repurchases.

In the future, we expect that our primary liquidity needs will be to:

- provide capital to facilitate the growth of our existing business lines;
- provide capital to facilitate our expansion into new, complementary business lines, including acquisitions;
- pay operating expenses, including compensation and compliance costs and other obligations as they arise;
- fund costs of litigation and contingencies, including related legal costs;
- fund the capital investments in our funds;
- fund capital expenditures;
- repay borrowings and related interest costs and expenses;

[Table of Contents](#)

- pay earn-outs and contingent cash consideration associated with our acquisitions and strategic investments;
- pay income taxes, including corporate income taxes;
- pay dividends to our common stockholders in accordance with our dividend policy;
- repurchase our common stock and pay any associated taxes; and
- settle tax withholding obligations in connection with net share settlements of equity-based awards.

Common Stockholder Dividends. Under our dividend policy for our common stock, our intention is to pay dividends to holders of our common stock in an amount of \$0.35 per common share on a quarterly basis (\$1.40 annually). For U.S. federal income tax purposes, any dividends we pay generally will be treated as qualified dividend income (generally taxable to U.S. individual stockholders at capital gain rates) paid by a domestic corporation to the extent paid out of our current or accumulated earnings and profits, as determined for U.S. federal income tax purposes, with any excess dividends treated as return of capital to the extent of the stockholder's basis. The declaration and payment of dividends to holders of our common stock will be at the sole discretion of our Board of Directors and in compliance with applicable law, and our dividend policy may be changed at any time.

With respect to dividend year 2026, the Board of Directors has declared a dividend to common stockholders totaling \$126.0 million, or \$0.35 per share, consisting of the following:

Common Stock Dividends - Dividend Year 2026					
Quarter	Dividend per Common Share	Dividend to Common Stockholders	Record Date	Payment Date	
(Dollars in millions, except per share data)					
Q1 2026	\$ 0.35	\$ 126.0	May 18, 2026	May 28, 2026	
Total	<u>\$ 0.35</u>	<u>\$ 126.0</u>			

With respect to dividend year 2025, the Board of Directors declared cumulative dividends to common stockholders totaling \$505.1 million, or \$1.40 per share, consisting of the following:

Common Stock Dividends - Dividend Year 2025					
Quarter	Dividend per Common Share	Dividend to Common Stockholders	Record Date	Payment Date	
(Dollars in millions, except per share data)					
Q1 2025	\$ 0.35	\$ 126.3	May 19, 2025	May 27, 2025	
Q2 2025	0.35	126.5	August 18, 2025	August 28, 2025	
Q3 2025	0.35	125.9	November 10, 2025	November 19, 2025	
Q4 2025	0.35	126.4	February 16, 2026	February 20, 2026	
Total	<u>\$ 1.40</u>	<u>\$ 505.1</u>			

Fund Commitments. Generally, up to 3% of all capital commitments to our investment funds are made by Carlyle, our senior Carlyle professionals, advisors, and other professionals. Carlyle will generally commit up to 1% of capital commitments related to our carry funds, although we may elect to invest additional amounts in funds focused on new investment areas. We may, from time to time, exercise our right to purchase additional interests in our investment funds that become available in the ordinary course of their operations. We expect our senior Carlyle professionals and employees to continue to make significant capital contributions to our funds based on their existing commitments, and to make capital commitments to future funds consistent with the level of their historical commitments. We also intend to make investments in our evergreen funds and our CLO vehicles. Our investments in our European CLO vehicles will comply with the risk retention rules as discussed in "Risk Retention Rules" later in this section.

A substantial majority of the remaining commitments to our investment funds are expected to be funded by senior Carlyle professionals, operating executives, and other professionals through our internal co-investment program. Of the \$3.9 billion of unfunded commitments as of March 31, 2026, approximately \$3.1 billion is subscribed individually by senior Carlyle

[Table of Contents](#)

professionals, operating executives, and other professionals, with the balance funded directly by the Company. Approximately 72% of the \$3.9 billion of unfunded commitments relate to investment funds in our Global Private Equity segment.

Under the Carlyle Global Capital Markets platform, certain of our subsidiaries may act as an underwriter, syndicator or placement agent for security offerings and loan originations. We earn fees in connection with these activities and bear the risk of the sale of such securities and placement of such loans, which may be longer dated. As of March 31, 2026, there were no material commitments related to the origination and syndication of loans and securities under the Carlyle Global Capital Markets platform.

Repurchase Program. During the three months ended March 31, 2026, we paid an aggregate of \$65.0 million to repurchase and retire approximately 1.3 million shares of common stock. In addition, during the three months ended March 31, 2026, we paid an aggregate of \$139.8 million and retired 2.5 million shares of common stock to settle tax withholding obligations in connection with net share settlements of equity-based awards, for a total of \$204.8 million for approximately 3.8 million shares repurchased or withheld this year. Our Board of Directors reset the total repurchase authorization to \$2.0 billion in shares of our common stock, effective as of February 26, 2026. As of March 31, 2026, \$1.9 billion of repurchase capacity remained under the share repurchase program, which reflects the cost of common shares repurchased. For further information on our repurchase program, see Note 12, Equity, to the condensed consolidated financial statements included in this Quarterly Report on Form 10-Q.

Cash Flows

The following tables summarize our condensed consolidated statements of cash flows by activities attributable to the Company and the Consolidated Funds.

	Three Months Ended March 31,	
	2026	2025
(Dollars in millions)		
Statements of Cash Flows Data		
Net cash provided by the Company's operating activities	\$ 34.9	\$ 164.2
Net cash used in the Consolidated Funds' operating activities, after eliminations	<u>(1,277.3)</u>	<u>(516.3)</u>
Net cash used in operating activities	(1,242.4)	(352.1)
Net cash used in investing activities	(28.1)	(16.7)
Net cash used in the Company's financing activities	(292.3)	(219.3)
Net cash provided by the Consolidated Funds' financing activities, after eliminations	<u>1,280.6</u>	<u>515.9</u>
Net cash provided by financing activities	988.3	296.6
Effect of foreign exchange rate changes	(8.7)	5.0
Net change in cash, cash equivalents and restricted cash	<u>\$ (290.9)</u>	<u>\$ (67.2)</u>

The condensed consolidated statements of cash flows include the cash flows of our Consolidated Funds, which include certain consolidated investment funds and the CLOs. Generally, the consolidation of the Consolidated Funds has a gross-up effect on our assets, liabilities and cash flows activities. The primary cash flow activities of the Consolidated Funds generally include (i) purchases of investments, (ii) proceeds from sales of investments, and (iii) net borrowings of the Consolidated Funds. Contributions from and distributions to the non-controlling interest holders on the condensed consolidated statements of cash flows primarily relate to non-controlling interest holders in the Consolidated Funds. The impact that the Consolidated Funds had on cash flows attributable to the Company for the periods presented were limited to our interest in these funds, which is included in the discussion below. Thus we excluded the Consolidated Funds from the discussion below.

Net cash used in operating activities. Net cash used in operating activities primarily consists of: (i) net cash generated from operating activities, which include the receipt of management fees, realized performance allocations and incentive fees after payments for compensation and general, administrative and other expenses, and (ii) our net investment activity, which include purchases of and proceeds from our investment activities.

For the three months ended March 31, 2026 and 2025, we received management fees and realized performance allocations, principal investment income, and incentive fees of \$1.0 billion and \$1.2 billion, respectively, partially offset by payments for compensation, interest, and general, administrative and other expenses of \$0.9 billion and \$1.0 billion, respectively, which included payment of 2025 and 2024 year-end bonuses paid in January 2026 and 2025, respectively.

[Table of Contents](#)

For the three months ended March 31, 2026 and 2025, net cash provided by (used in) our investment activities were \$30.1 million and \$(135.8) million, respectively, which primarily represented proceeds related to distributions of our investments offset by cash used to fund commitments and investments in our portfolio. As of March 31, 2026 and March 31, 2025, our investments in our funds totaled \$3.2 billion and \$3.0 billion, respectively. We expect our commitments to and investments in our funds will continue to increase with the growth of our assets under management and our investments in new products.

Net cash used in investing activities. For the three months ended March 31, 2026 and 2025, cash used in investing activities primarily reflected capital expenditures related to information technology, leasehold improvements, and other fixed assets of \$28.1 million and \$16.7 million, respectively.

Net cash provided by financing activities. For the three months ended March 31, 2026 and 2025, we paid dividends to our common stockholders of \$126.4 million and \$126.4 million, respectively. For the three months ended March 31, 2026 and 2025, we paid \$204.8 million and \$176.5 million, respectively, to repurchase and retire 3.8 million and 3.3 million shares, respectively, which included shares retired in connection with the net share settlement of equity-based awards.

Our Balance Sheet

Total assets were \$29.8 billion at March 31, 2026, an increase of \$0.7 billion compared to December 31, 2025. The increase in total assets was primarily attributable to an increase in Investments in Consolidated Funds of \$1.8 billion, partially offset by a decrease in Investments, including Performance allocations of \$0.7 billion, a decrease in Cash and cash equivalents of \$0.3 billion, and a decrease in Cash and cash equivalents held at Consolidated Funds of \$0.2 billion. The decrease in Investments, including Performance allocations was primarily driven by reversals in Performance allocations in CP VII attributable to declines in market prices of certain public investments and the impact of preferred return, partially offset by appreciation in our international energy funds and CJP IV. Refer to “—Cash Flows” in Part I, Item 2 of this Quarterly Report on Form 10-Q for details on the decrease in Cash and cash equivalents.

Total liabilities were \$22.5 billion at March 31, 2026, an increase of \$0.4 billion from December 31, 2025. The increase in liabilities was primarily attributable to an increase in Loans payable of Consolidated Funds of \$0.7 billion, an increase in Other liabilities of Consolidated Funds of \$0.5 billion, and an increase in Deferred revenue of \$0.2 billion, partially offset by a decrease in Accrued compensation and benefits of \$0.9 billion. The increase in Loans payable of Consolidated Funds was driven by the consolidation of new CLOs in 2026. The increase in Deferred revenue was driven by the receipt of management fees not yet recognized as revenue. The decrease in Accrued compensation and benefits was primarily attributable to a decrease in Accrued performance allocations, on which Accrued performance allocations and incentive fee related compensation is based, as well as the payment of previously realized performance allocations and incentive fee related compensation and year-end bonuses.

The assets and liabilities of the Consolidated Funds are generally held within separate legal entities and, as a result, the assets of the Consolidated Funds are not available to meet our liquidity requirements and similarly the liabilities of the Consolidated Funds are non-recourse to us. The number of funds that we consolidate fluctuates period to period. In general, the number of funds we are required to consolidate has been increasing as a result of our investment in new products and our indirect interest in funds through our indirect investment in Fortitude.

Our balance sheet without the effect of the Consolidated Funds can be seen in Note 16, Supplemental Financial Information, to the condensed consolidated financial statements included in this Quarterly Report on Form 10-Q. At March 31, 2026, our total assets without the effect of the Consolidated Funds were \$15.4 billion, including cash and cash equivalents of \$1.7 billion and Investments, including accrued performance allocations, of \$11.4 billion.

Unconsolidated Entities

Certain of our funds have entered into lines of credit secured by their investors' unpaid capital commitments or by a pledge of the equity of the underlying investment. These lines of credit are used primarily to reduce the overall number of capital calls to investors or for working capital needs. In certain instances, however, they may be used for other investment related activities, including serving as bridge financing for investments. The degree of leverage employed varies among our funds.

Off-balance Sheet Arrangements

In the normal course of business, we enter into various off-balance sheet arrangements including sponsoring and owning limited or general partner interests in consolidated and non-consolidated funds, entering into derivative transactions, and

[Table of Contents](#)

entering into guarantee arrangements. We also have ongoing capital commitment arrangements with certain of our consolidated and non-consolidated funds.

For further information regarding our off-balance sheet arrangements, see Note 2, Summary of Significant Accounting Policies, and Note 7, Commitments and Contingencies, to the condensed consolidated financial statements included in this Quarterly Report on Form 10-Q. Other than what we have disclosed in this Quarterly Report on Form 10-Q, we do not have any other off-balance sheet arrangements that would require us to fund losses or guarantee target returns to investors in any of our other investment funds.

Contractual Obligations

The following table sets forth information relating to our contractual obligations as of March 31, 2026 on a consolidated basis and on a basis excluding the obligations of the Consolidated Funds:

	Apr. 1, 2026 to Dec. 31, 2026	2027-2028	2029-2030	Thereafter	Total
(Dollars in millions)					
Debt obligations ⁽¹⁾	\$ 61.0	\$ 85.9	\$ 473.6	\$ 2,413.2	\$ 3,033.7
Interest payable ⁽²⁾	112.7	292.9	264.3	1,666.0	2,335.9
Other consideration ⁽³⁾	18.3	6.7	—	—	25.0
Operating lease obligations ⁽⁴⁾	59.4	184.4	183.1	378.3	805.2
Capital commitments to Carlyle funds ⁽⁵⁾	3,934.6	—	—	—	3,934.6
Tax receivable agreement payments ⁽⁶⁾	—	8.0	15.0	41.1	64.1
Loans payable of Consolidated Funds ⁽⁷⁾	327.9	871.5	870.3	13,093.7	15,163.4
Unfunded commitments of the CLOs ⁽⁸⁾	18.6	—	—	—	18.6
Consolidated contractual obligations	4,532.5	1,449.4	1,806.3	17,592.3	25,380.5
Loans payable of Consolidated Funds ⁽⁷⁾	(327.9)	(871.5)	(870.3)	(13,093.7)	(15,163.4)
Capital commitments to Carlyle funds ⁽⁵⁾	(3,105.9)	—	—	—	(3,105.9)
Unfunded commitments of the CLOs ⁽⁸⁾	(18.6)	—	—	—	(18.6)
Carlyle Operating Entities contractual obligations	<u>\$ 1,080.1</u>	<u>\$ 577.9</u>	<u>\$ 936.0</u>	<u>\$ 4,498.6</u>	<u>\$ 7,092.6</u>

- (1) The table above assumes that no prepayments are made on the senior and subordinated notes and that the outstanding balances, if any, on the senior credit facility and Global Credit Revolving Credit Facility are repaid on the maturity dates of credit facilities. The CLO term loans are included in the table above based on the earlier of the stated maturity date or the date the CLO is expected to be dissolved. See Note 5, Borrowings, to the condensed consolidated financial statements for the various maturity dates of our borrowings.
- (2) The interest rates on the debt obligations as of March 31, 2026 consist of: 3.500% on \$425.0 million of senior notes, 5.050% on \$800.0 million of senior notes, 5.650% on \$350.0 million of senior notes, 5.625% on \$600.0 million of senior notes, 4.625% on \$500.0 million of subordinated notes, and for our CLO term loans, the weighted average interest rate was 4.57%. Interest payments assume that no prepayments are made and loans are held until maturity with the exception of the CLO term loans, which are based on the earlier of the stated maturity date or the date the CLO is expected to be dissolved.
- (3) These obligations represent our estimate of amounts to be paid on the contingent cash obligations associated with our acquisition of Abingworth. The payment obligations are unsecured obligations of the Company or a subsidiary thereof, subordinated in right of payment to indebtedness of the Company and its subsidiaries, and do not bear interest.
- (4) We lease office space in various countries around the world, including our largest offices in Washington, D.C., New York City, London, Amsterdam, and Hong Kong, which have non-cancelable lease agreements expiring in various years through 2037. The amounts in this table represent the minimum lease payments required over the term of the lease.
- (5) These obligations generally represent commitments by us to fund a portion of the purchase price paid for each investment made by our funds. These amounts are generally due on demand and are therefore presented in the less than one year category. A substantial majority of these investments is expected to be funded by senior Carlyle professionals and other professionals through our internal co-investment program. Of the \$3.9 billion of unfunded commitments to the funds, approximately \$3.1 billion is subscribed individually by senior Carlyle professionals, advisors and other professionals, with the balance funded directly by the Company. Additionally, these obligations include accrued giveback that has been realized but not yet paid to the respective funds, a portion of which is payable by current and former senior Carlyle professionals.
- (6) In connection with our initial public offering, we entered into a tax receivable agreement with the limited partners of the Carlyle Holdings partnerships whereby we agreed to pay such limited partners 85% of the amount of cash tax savings, if any, in U.S. federal, state and local income tax realized as a result of increases in tax basis resulting from exchanges of Carlyle Holdings partnership units for common units of The Carlyle Group L.P. From and after the consummation of the Conversion, former holders of Carlyle Holdings partnership units do not have any rights to payments under the tax receivable agreement except for payment obligations pre-existing at the time of the Conversion with respect to exchanges that occurred prior to the Conversion. These obligations are more than offset by the future cash tax savings that we are expected to realize.
- (7) These obligations represent amounts due to holders of debt securities issued by the consolidated CLO vehicles. These obligations include interest to be paid on debt securities issued by the consolidated CLO vehicles. Interest payments assume that no prepayments are made and loans are held until maturity. For debt securities with rights only to the residual value of the CLO and no stated interest, no interest payments were included in this calculation. Interest payments on variable-rate debt securities are based on interest rates in effect as of March 31, 2026, at spreads to market rates pursuant to the debt agreements, and range from 1.65% to 10.91%.
- (8) These obligations represent commitments of the CLOs to fund certain investments. These amounts are generally due on demand and are therefore presented in the less than one year category.

Contingent Cash Payments For Business Acquisitions and Strategic Investments

We have certain contingent cash obligations associated with our acquisition of Abingworth, which are accounted for as compensation expense, and are accrued over the service period. If earned, payments are made in the quarter following the performance year to which the payments relate. The contingent cash obligations relate to future incentive payments of up to \$130.0 million that are payable upon the achievement of certain performance targets during 2025 through 2028, which is the maximum amount that could be paid as of March 31, 2026. Through March 31, 2026, we paid \$4.3 million related to these contingent obligations.

Risk Retention Rules

We will continue to comply with the risk retention rules governing CLOs issued in Europe for which we are a sponsor, which require a combination of capital from our balance sheet, commitments from senior Carlyle professionals and/or third-party financing.

Guarantees

See Note 7, Commitments and Contingencies, to the condensed consolidated financial statements included in this Quarterly Report on Form 10-Q for information related to all of our material guarantees.

Indemnifications

In many of our service contracts, we agree to indemnify the third-party service provider under certain circumstances. The terms of the indemnities vary from contract to contract, and the amount of indemnification liability, if any, cannot be determined and has not been included in the table above or recorded in our condensed consolidated financial statements as of March 31, 2026. See Note 7, Commitments and Contingencies, to the condensed consolidated financial statements included in this Quarterly Report on Form 10-Q for information related to indemnifications.

Contingent Obligations (Giveback)

Carried interest is ultimately realized when: (1) an underlying investment is profitably disposed of, (2) certain costs borne by the limited partner investors have been reimbursed, (3) the fund's cumulative returns are in excess of the preferred return, and (4) we have decided to collect carry rather than return additional capital to limited partner investors. Realized carried interest may be required to be returned by us in future periods if the fund's investment values decline below certain levels. When the fair value of a fund's investments remains constant or falls below certain return hurdles, previously recognized performance allocations are reversed. See Note 7, Commitments and Contingencies, to the condensed consolidated financial statements included in this Quarterly Report on Form 10-Q for additional information related to our contingent obligations (giveback).

Other Contingencies

In the ordinary course of business, we are a party to litigation, investigations, inquiries, employment-related matters, disputes and other potential claims. We discuss certain of these matters in Note 7, Commitments and Contingencies, to the condensed consolidated financial statements included in this Quarterly Report on Form 10-Q.

Carlyle Common Stock

A rollforward of our common stock outstanding is as follows:

	Three Months Ended March 31,
	2026
Common stock outstanding, beginning of period	357,374,023
Shares issued	3,797,044
Shares repurchased/retired	(1,331,853)
Common stock outstanding, end of period	<u>359,839,214</u>

[Table of Contents](#)

Shares of The Carlyle Group Inc. common stock issued during the three months ended March 31, 2026 relate to the vesting of the Company's restricted stock units. Shares of The Carlyle Group Inc. common stock repurchased during the three months ended March 31, 2026 relate to shares repurchased and subsequently retired as part of our share repurchase program. Shares of The Carlyle Group Inc. common stock issued and repurchased/retired during the three months ended March 31, 2026 exclude shares retired as part of the net share settlement of equity-based awards.

The total shares as of March 31, 2026 as shown above exclude approximately 0.2 million net common shares, representing the vesting of restricted stock units subsequent to March 31, 2026 that will participate in the common shareholder dividend that will be paid on May 28, 2026.

Critical Accounting Policies and Estimates

The preparation of our condensed consolidated financial statements in conformity with U.S. GAAP requires our management to make estimates and judgments that affect the reported amounts of assets and liabilities, revenues and expenses, and related disclosures of contingent assets and liabilities. These estimates and judgments are based on historical information, information currently available to us and on various other assumptions management believes to be reasonable under the circumstances. Actual results could vary from those estimates and we may change our estimates and assumptions in future evaluations. Changes in these estimates and assumptions may have a material effect on our results of operations and financial condition.

There have been no material changes in the critical accounting estimates since those discussed in our Annual Report on Form 10-K for the year ended December 31, 2025.

Item 3. Quantitative and Qualitative Disclosures About Market Risk

Our primary exposure to market risk is related to our role as general partner or investment advisor to our investment funds and the sensitivities to movements in the fair value of their investments, including the effect on management fees, incentive fees and investment income, including performance allocations. Although our investment funds share many common themes, each of our asset management asset classes runs its own investment and risk management processes, subject to our overall risk tolerance and philosophy. The investment process of our investment funds involves a comprehensive due diligence approach, including review of reputation of shareholders and management, company size and sensitivity of cash flow generation, business sector and competitive risks, portfolio fit, exit risks and other key factors highlighted by the deal team. Key investment decisions are generally subject to approval by both the fund-level managing directors, as well as the investment committee, which generally comprises one or more of the three founding partners as well as senior investment professionals. Once an investment in a portfolio company has been made, our fund teams closely monitor the performance of the portfolio company, generally through frequent contact with management and the receipt of financial and management reports.

There was no material change in our market risks during the three months ended March 31, 2026. For additional information, refer to our Annual Report on Form 10-K for the year ended December 31, 2025.

Item 4. Controls and Procedures

Evaluation of Disclosure Controls and Procedures

We maintain disclosure controls and procedures (as that term is defined in Rules 13a-15(e) and 15d-15(e) under the Securities Exchange Act of 1934, as amended (the "Exchange Act")) that are designed to ensure that information required to be disclosed in our reports under the Exchange Act is recorded, processed, summarized and reported within the time periods specified in the SEC's rules and forms, and that such information is accumulated and communicated to our management, including our principal executive officer and principal financial officer, as appropriate, to allow timely decisions regarding required disclosures. In designing disclosure controls and procedures, our management necessarily was required to apply its judgment in evaluating the cost-benefit relationship of possible disclosure controls and procedures. The design of any disclosure controls and procedures also is based in part upon certain assumptions about the likelihood of future events, and there can be no assurance that any design will succeed in achieving its stated goals under all potential future conditions. Any controls and procedures, no matter how well designed and operated, can provide only reasonable, not absolute, assurance of achieving the desired control objectives.

Our management, with the participation of our principal executive officer and principal financial officer, has evaluated the effectiveness of the design and operation of our disclosure controls and procedures as of the end of the period covered by this report. Based upon that evaluation and subject to the foregoing, our principal executive officer and principal financial

[Table of Contents](#)

officer concluded that, as of the end of the period covered by this report, the design and operation of our disclosure controls and procedures were effective to accomplish their objectives at the reasonable assurance level.

Changes in Internal Control over Financial Reporting

There have been no changes in our internal control over financial reporting (as defined in Rule 13a-15(f) and 15d-15(f) under the Exchange Act) during the fiscal quarter ended March 31, 2026 that have materially affected, or that are reasonably likely to materially affect, our internal control over financial reporting.

PART II - OTHER INFORMATION

Item 1. Legal Proceedings

The information required with respect to this item can be found under “Legal Matters” in Note 7, Commitments and Contingencies, of the notes to the Company’s condensed consolidated financial statements contained in this Quarterly Report on Form 10-Q, and such information is incorporated by reference into this Item 1.

Item 1A. Risk Factors

For a discussion of our potential risks and uncertainties, see the information under Item 1A. “Risk Factors” in our Annual Report on Form 10-K for the year ended December 31, 2025.

Item 2. Unregistered Sales of Equity Securities and Use of Proceeds

Issuer Purchases of Equity Securities

The following table sets forth repurchases of our common stock during the three months ended March 31, 2026 for the periods indicated. During the three months ended March 31, 2026, 1.3 million shares were repurchased. In addition, 2.5 million shares were retired in connection with the net share settlement of equity-based awards, which are not included in the table below.

Period	(a) Total number of shares purchased	(b) Average price paid per share	(c) Total number of shares purchased as part of publicly announced plans or programs	(d) Maximum number (or approximate dollar value) of shares that may yet be purchased under the plans or programs (3)
(Dollars in millions, except share and per share data)				
January 1, 2026 to January 31, 2026 (1)	—	\$ —	—	\$ 604.3
February 1, 2026 to February 28, 2026 (1)	—	\$ —	—	\$ 2,000.0
March 1, 2026 to March 31, 2026 (1)(2)	1,331,853	\$ 48.80	1,331,853	\$ 1,935.0
Total	1,331,853		1,331,853	

- (1) The Board of Directors reset the total repurchase authorization of our previously approved share repurchase program to \$2.0 billion in shares of our common stock, effective as of February 26, 2026. Under the share repurchase program, shares of our common stock may be repurchased from time to time in open market transactions, in privately negotiated transactions, or otherwise, including through Rule 10b5-1 plans. The timing and actual number of shares of common stock repurchased will depend on a variety of factors, including legal requirements and price, economic, and market conditions. In addition to the repurchase of common stock, the repurchase program is used for the payment of tax withholding amounts upon net share settlement of equity-based awards granted pursuant to our Equity Incentive Plan or otherwise based on the value of shares withheld that would have otherwise been issued to the award holder. The repurchase program may be suspended or discontinued at any time and does not have a specified expiration date.
- (2) Reflects shares purchased in open market and brokered transactions, which were subsequently retired.
- (3) There were no net share settlements of equity-based awards under the current repurchase authorization, which became effective on February 26, 2026.

Item 3. Defaults Upon Senior Securities

Not applicable.

Item 4. Mine Safety Disclosures

Not applicable.

Item 5. Other Information

None.

[Table of Contents](#)

Item 6. Exhibits

The following is a list of all exhibits filed or furnished as part of this report:

<u>Exhibit No.</u>	<u>Description</u>
3.1	Amended and Restated Certificate of Incorporation of The Carlyle Group Inc. (incorporated by reference to Exhibit 3.1 to the Registrant's Current Report on Form 8-K filed with the SEC on June 2, 2023).
3.2	Bylaws of The Carlyle Group Inc. (incorporated by reference to Exhibit 3.3 to the Registrant's Current Report on Form 8-K filed with the SEC on January 2, 2020).
10.1*+	Form of Global Restricted Stock Unit Agreement for Time-Based Awards.
10.2*+	Form of Global Restricted Stock Unit Agreement for Bonus Deferral Awards.
22*	Senior and Subordinated Notes, Issuers, and Guarantors.
31.1*	Certification of the principal executive officer pursuant to Rule 13a – 14(a).
31.2*	Certification of the principal financial officer pursuant to Rule 13a – 14(a).
32.1**	Certification of the principal executive officer pursuant to 18 U.S.C. Section 1350, as adopted pursuant to Section 906 of the Sarbanes-Oxley Act of 2002.
32.2**	Certification of the principal financial officer pursuant to 18 U.S.C. Section 1350, as adopted pursuant to Section 906 of the Sarbanes-Oxley Act of 2002.
101.INS	Inline XBRL Instance Document - the Instance Document does not appear in the Interactive Data File because its XBRL tags are embedded within the Inline XBRL document.
101.SCH	Inline XBRL Taxonomy Extension Schema Document.
101.CAL	Inline XBRL Taxonomy Extension Calculation Linkbase Document.
101.DEF	Inline XBRL Taxonomy Extension Definition Linkbase Document.
101.LAB	Inline XBRL Taxonomy Extension Labels Linkbase Document.
101.PRE	Inline XBRL Taxonomy Extension Presentation Linkbase Document.
104	The cover page from The Carlyle Group Inc.'s Quarterly Report on Form 10-Q for the quarter ended March 31, 2026, formatted in Inline XBRL (included within the Exhibit 101 attachments).

* Filed herewith.

** Furnished herewith.

+ Management contract or compensatory plan or arrangement in which directors and/or executive officers are eligible to participate.

The agreements and other documents filed as exhibits to this report are not intended to provide factual information or other disclosure other than with respect to the terms of the agreements or other documents themselves, and you should not rely on them for that purpose. In particular, any representations and warranties made by us in these agreements or other documents were made solely within the specific context of the relevant agreement or document and may not describe the actual state of affairs as of the date they were made or at any other time.

SIGNATURES

Pursuant to the requirements of the Securities Exchange Act of 1934, the registrant has duly caused this report to be signed on its behalf by the undersigned thereunto duly authorized.

The Carlyle Group Inc.

Date: May 8, 2026

By: /s/ Justin V. Plouffe
Name: Justin V. Plouffe
Title: Chief Financial Officer
*(Principal Financial Officer and
Authorized Officer)*

**The Carlyle Group Inc. Amended and Restated
2012 Equity Incentive Plan**

Form of Global Restricted Stock Unit Agreement

Participant:

Date of Grant:

Number of RSUs:

1. Grant of RSUs . The Carlyle Group Inc. (the “ Company”) hereby grants the number of restricted stock units (the “ RSUs”) listed above to the Participant (the “ Award”), effective as of the Date of Grant set forth above, on the terms and conditions hereinafter set forth in this agreement including any Appendix hereto, which includes any applicable country-specific provisions (collectively, the “ Award Agreement”). This grant is made pursuant to the terms of The Carlyle Group Inc. Amended and Restated 2012 Equity Incentive Plan (as amended, modified or supplemented from time to time, the “ Plan”), which is incorporated herein by reference and made a part of this Award Agreement. Each RSU represents the unfunded, unsecured right of the Participant to receive a Share on the delivery date(s) specified in Section 4 hereof.

2. Definitions. Capitalized terms not otherwise defined herein shall have the same meanings as in the Plan.

(a) “Cause” shall mean the determination by the Administrator in its sole discretion that the Participant has (i) engaged in gross negligence or willful misconduct in the performance of the Participant’s duties, (ii) willfully engaged in conduct that the Participant knows or, based on facts known to the Participant, should know is materially injurious to the Company or any of its Affiliates, (iii) materially breached any material provision of the Participant’s employment agreement or offer letter with the Company or its Affiliates, (iv) breached any Restrictive Covenant Agreement or any other restrictive covenant obligation owed by the Participant to the Company or any of its Affiliates, including, but not limited to, any restrictions relating to the Participant’s non-competition, non-solicitation, non-disparagement and/or non-disclosure of confidential or proprietary information, (v) engaged in fraud or other conduct in bad faith that contributed to a financial restatement or irregularity, (vi) been convicted of, or entered a plea bargain or settlement admitting guilt for, fraud, embezzlement, or any other felony under the laws of the United States or of any state or the District of Columbia or any other country or any jurisdiction of any other country (but specifically excluding felonies involving a traffic violation), (vii) been the subject of any order, judicial or administrative, obtained or issued by the U.S. Securities and Exchange Commission (“SEC”) or similar agency or tribunal of any country, for any securities violation involving insider trading, fraud, misappropriation, dishonesty or willful misconduct (including, for example, any such order consented to by the Participant in which findings of facts or any legal conclusions establishing liability are neither admitted nor denied), or (viii) discussed the Company’s (or its Affiliates’) fundraising efforts, or the name of any

(b) “Detrimental Activity” shall mean any of the following: (i) a termination of the Participant’s Service for Cause or the Participant engaging in any activity that would be grounds to terminate the Participant’s Service for Cause (whether or not any termination of the Participant’s Service occurs); or (ii) a breach of any Restrictive Covenant Agreement or any other restrictive covenant obligation owed by the Participant to the Company or any of its Affiliates, including, but not limited to, any restrictions relating to the Participant’s non-competition, non-solicitation, non-disparagement and/or non-disclosure of confidential or proprietary information.

(c) “Qualifying Event” shall mean, during the Participant’s Services with the Company and its Affiliates, the Participant’s death or Disability.

(d) “Restrictive Covenant Agreement” shall mean any agreement (including, without limitation, this Award Agreement), and any attachments or schedules thereto, entered into by and between the Participant and the Company or its Affiliates, pursuant to which the Participant has agreed, among other things, to certain restrictions relating to non-competition (if applicable), non-solicitation, non-disparagement and/or non-disclosure of confidential or proprietary information, in order to protect the business of the Company and its Affiliates.

(e) “Vested RSUs” shall mean those RSUs which have become vested pursuant to Section 3 or otherwise pursuant to the Plan or this Award Agreement.

(f) “Vesting Dates” shall mean each of the vesting dates set forth in Section 4(a) hereof.

3. Vesting.

(a) *Vesting – General.* Subject to the Participant’s continued Services with the Company and its Affiliates, the Award shall vest on the applicable Vesting Dates as follows:

(i) The RSUs granted hereunder shall vest in installments on each Vesting Date as set forth in Section 4(a) hereof.

(b) *Vesting – Death or Disability.* Upon the occurrence of a Qualifying Event, 100% of the RSUs granted hereunder shall vest (to the extent not previously vested) upon the date of such Qualifying Event.

(c) *Vesting – Terminations.* Except as otherwise set forth in Sections 3(b) or 5, in the event the Participant’s Services with the Company and its Affiliates are terminated for any reason, the portion of the Award that has not yet vested pursuant to Sections 3 or 5 hereof (or otherwise pursuant to the Plan) shall be canceled immediately and the

Participant shall automatically forfeit all rights with respect to such portion of the Award as of the date of such termination. For purposes of this provision, the effective date of termination of the Participant’s Services will be determined in accordance with Section 8(l) hereof.

4. Vesting and Delivery Dates.

(a) *Delivery – General.* The Company shall, on or within 30 days following a Vesting Date, deliver (or cause delivery to be made) to the Participant the Shares underlying the RSUs that vest and become Vested RSUs on such Vesting Date. The general vesting and delivery terms with respect to the RSUs are set forth in the table below.

<u>Vesting Dates</u>	<u>Annual Vesting / Delivery</u>	<u>Cumulative Vesting / Delivery</u>

(b) *Delivery – Death or Disability* . Upon the occurrence of a Qualifying Event, the Company shall, within 30 days following the date of such event, deliver (or cause delivery of) Shares to the Participant in respect of 100% of the RSUs which vest and become Vested RSUs on such date.

(c) *Delivery – Terminations*. Except as otherwise set forth in Sections 4(b) or 4(d), in the event the Participant’s Services with the Company and its Affiliates are terminated for any reason, the Company shall within 30 days following the date of such termination, deliver (or cause delivery of) Shares to the Participant in respect of any then outstanding Vested RSUs.

(d) *Forfeiture; Clawback* . It is a condition of being granted the RSUs hereunder and receiving the underlying Shares upon satisfaction of the vesting conditions set forth herein that the Participant not engage in any Detrimental Activity. Notwithstanding anything to the contrary herein, if the Administrator determines in its sole discretion that the Participant has engaged in Detrimental Activity (i) all outstanding RSUs (whether or not vested) shall immediately terminate and be forfeited without consideration upon the date of such determination and no further Shares with respect of the Award shall be delivered to the Participant or to the Participant’s legal representative, beneficiaries or heirs, (ii) to the extent permitted under applicable law, any Shares that have previously been delivered to the Participant or the Participant’s legal representative, beneficiaries or heirs pursuant to the Award and which are still held by the Participant or the Participant’s legal representative, or beneficiaries or heirs as of the date of such determination by the Administrator shall also immediately terminate and be forfeited without consideration and (iii) the Administrator may require that the Participant forfeit any proceeds realized within the one (1) year period preceding the date of such determination on the disposition

of any Shares received in settlement of the Award, and repay such proceeds to the Company within thirty (30) days following the Company’s demand therefor. Without limiting the foregoing, the Award and all Shares issued in respect thereof shall be subject to reduction, cancellation, forfeiture or recoupment to the extent necessary to comply with applicable law and/or the Company’s clawback and recoupment policies as in effect from time to time.

5. Change in Control. Notwithstanding anything to the contrary herein, in the event of the Participant’s involuntary termination of Service by the Company without Cause that occurs within twelve (12) months following a Change in Control, 100% of the RSUs granted hereunder which then remain outstanding shall vest (to the extent not previously vested) upon the date of such termination of Service and the Shares underlying such Vested RSUs shall be delivered in accordance with Section 4(c), subject to any required delay pursuant to Section 17 of the Plan.

6. Dividend Equivalent RSUs . With respect to any cash dividend paid by the Company with respect to Shares for which the record date occurs while the Award remains outstanding, on the payment date of such dividend the number of RSUs then underlying the Award shall be increased by a number of additional dividend equivalent RSUs equal to the quotient (rounded down to the nearest whole number of RSUs) of (a) the product of (i) the dollar

amount of the cash dividend paid per Share on such date, *multiplied by* (ii) the number of RSUs that remain outstanding and subject to the Award as of such date, *divided by* (b) the closing price of a Share on The Nasdaq Global Select Market on such date. Any such additional dividend equivalent RSUs shall be subject to the same terms and conditions, and shall be earned and vested, and be settled or forfeited, in the same manner and at the same time, as the RSUs with respect to which they have been credited. Notwithstanding the foregoing, the Award shall cease to accrue dividend equivalent RSUs upon a termination of the Participant's Services with the Company and its Affiliates for any reason, even if the Award remains outstanding following such a termination.

7. Adjustments Upon Certain Events . The Administrator shall make certain substitutions or adjustments to any RSUs subject to this Award Agreement pursuant to Section 9 of the Plan.

8. Nature of Grant . In accepting the grant, the Participant acknowledges, understands, and agrees that:

(a) the Plan is established voluntarily by the Company, it is discretionary in nature and it may be modified, amended, suspended or terminated by the Company, at any time, to the extent permitted by the Plan;

(b) the Plan is operated and the RSUs are granted solely by the Company, and only the Company is a party to this Award Agreement; accordingly, any rights the Participant may have under this Award Agreement, including related to the RSUs, may be raised only against the Company but not any Affiliate (including, but not limited to, the Employer (as defined in Section 15 of this Award Agreement));

(c) the grant of the RSUs is exceptional, voluntary and occasional and does not create any contractual or other right to receive future grants of RSUs, or benefits in lieu of RSUs, even if RSUs have been granted in the past;

(d) all decisions with respect to future RSUs or other grants, if any, will be at the sole discretion of the Company;

(e) the granting of the RSUs evidenced by this Award Agreement shall impose no obligation on the Company or any Affiliate to continue the Services of the Participant and shall not lessen or affect the Company's or its Affiliate's right to terminate the Services of such Participant;

(f) the Participant is voluntarily participating in the Plan;

(g) the RSUs and the Shares subject to the RSUs, and the income from and value of same, are not intended to replace any pension rights or compensation;

(h) the RSUs and the Shares subject to the RSUs, and the income from and value of same, are not part of normal or expected compensation for purposes of calculating any severance, resignation, termination, redundancy, dismissal, end-of-service payments, holiday pay, bonuses, long-service awards, pension or retirement or welfare benefits or similar payments;

(i) the RSUs should in no event be considered as compensation for, or relating in any way to, past services for the Company, the Employer (as defined in Section 15 of this Award Agreement) or any Affiliate or predecessor;

(j) unless otherwise agreed with the Company, the RSUs and the Shares subject to the RSUs, and the income from and value of same, are not granted as consideration for,

or in connection with, the Services Participant may provide as a director of an Affiliate;

(k) the future value of the underlying Shares is unknown, indeterminable and cannot be predicted with certainty;

(l) in the event of termination of the Participant's Services for any reason, except as set forth in Sections 3(b), 4(b) or 5 (whether or not later to be found invalid or in breach of employment laws in the jurisdiction where the Participant is employed or the terms of the Participant's employment agreement, if any), unless otherwise determined by the Company, the Participant's right to vest in the RSUs under the Plan, if any, will terminate effective as of the date that the Participant is no longer actively providing Services and will not be extended by any notice period (e.g., active Services would not include any contractual notice period or any period of "garden leave" or similar period mandated under employment laws in the jurisdiction where the Participant is employed, or the terms of the Participant's employment agreement, if any); the Administrator shall have the exclusive discretion to determine when the Participant is no longer actively providing Services for purposes of the RSUs grant (including whether the Participant

6

may still be considered to be providing Services while on an approved leave of absence); and

(m) in addition to the provisions above in this Section 8, the following provisions apply if the Participant is providing Services outside the United States:

(i) no claim or entitlement to compensation or damages shall arise from (A) forfeiture of the RSUs resulting from termination of the Participant's Services as set forth in Section 3(c), 4(c) or 4(d) above for any reason (whether or not later found to be invalid or in breach of employment laws in the jurisdiction where the Participant is employed or the terms of the Participant's employment agreement, if any), or (B) enforcement of Section 4(d) of the Award Agreement and/or any applicable recoupment or clawback policy, and in consideration of the grant of the RSUs, the Participant agrees not to institute any claim against the Company or any Affiliate;

(ii) the RSUs and the Shares subject to the RSUs are not part of normal or expected compensation or salary for any purpose; and

(iii) neither the Company nor any Affiliate shall be liable for any foreign exchange rate fluctuation between the Participant's local currency and the United States Dollar that may affect the value of the RSUs or of any amounts due to the Participant pursuant to the settlement of the RSUs or the subsequent sale of any Shares acquired upon settlement.

9. No Advice Regarding Grant. The Company is not providing any tax, legal or financial advice, nor is the Company making any recommendations regarding the Participant's participation in the Plan, or the Participant's acquisition or sale of the underlying Shares. The Participant should consult with his or her own personal tax, legal and financial advisors regarding his or her participation in the Plan before taking any action related to the Plan.

10. Data Privacy Information and Consent . *The Company is located at 1001 Pennsylvania Avenue, NW, Washington, DC 20004 U.S.A. and grants employees of the Company and its Affiliates RSUs, at the Company's sole discretion. If the Participant would like to participate in the Plan, please review the following information about the Company's data processing practices and declare the Participant's consent.*

(a) Data Collection and Usage : *The Company collects, processes and uses*

personal data of Participants, including name, home address and telephone number, date of birth, social insurance number or other identification number, salary, citizenship, job title, any Shares or directorships held in the Company, and details of all RSUs, canceled, vested, or outstanding in the Participant's favor, which the Company receives from the Participant or the Employer (as defined in Section 15 of this Award Agreement). If the Company offers the Participant a grant of RSUs under the Plan, then the Company will collect the Participant's personal data for purposes of allocating Shares and implementing, administering and managing the Plan. The

7

Company's legal basis for the processing of the Participant's personal data would be his or her consent.

(b) Stock Plan Administration Service Providers : The Company transfers participant data to Morgan Stanley, an independent service provider based in the United States, which assists the Company with the implementation, administration and management of the Plan. In the future, the Company may select a different service provider and share the Participant's data with another company that serves in a similar manner. The Company's service provider will open an account for the Participant to receive and trade Shares. The Participant will be asked to agree on separate terms and data processing practices with the service provider, which is a condition to the Participant's ability to participate in the Plan.

(c) International Data Transfers : The Company and its service providers are based in the United States. If the Participant is outside the United States, the Participant should note that his or her country has enacted data privacy laws that are different from the United States. The Company's legal basis for the transfer of the Participant's personal data is his or her consent.

(d) Data Retention: The Company will use the Participant's personal data only as long as is necessary to implement, administer and manage the Participant's participation in the Plan or as required to comply with legal or regulatory obligations, including under tax and security laws.

(e) Voluntariness and Consequences of Consent Denial or Withdrawal : The Participant's participation in the Plan and the Participant's grant of consent is purely voluntary. The Participant may deny or withdraw his or her consent at any time. If the Participant does not consent, or if the Participant withdraws his or her consent, the Participant cannot participate in the Plan. This would not affect the Participant's salary as an employee or his or her career; the Participant would merely forfeit the opportunities associated with the Plan.

(f) Data Subject Rights : The Participant has a number of rights under data privacy laws in his or her country. Depending on where the Participant is based, the Participant's rights may include the right to (i) request access or copies of personal data of the Company processes, (ii) rectification of incorrect data, (iii) deletion of data, (iv) restrictions on processing, (v) portability of data, (vi) lodge complaints with competent authorities in the Participant's country, and/or (vii) a list with the names and address of any potential recipients of the Participant's data. To receive clarification regarding the Participant's rights or to exercise the Participant's rights please contact the Company at The Carlyle Group Inc., 1001 Pennsylvania Avenue, NW, Washington, DC 20004 U.S.A., Attention: Equity Management.

If the Participant agrees with the data processing practices as described in this notice, please declare the Participant's consent by clicking the "Accept Award" button on the Morgan Stanley award acceptance page or signing below.

11. No Rights of a Holder of Shares. Except as otherwise provided herein, the Participant shall not have any rights as a holder of Shares until such Shares have been issued or transferred to the Participant.

12. Restrictions. Any Shares issued or transferred to the Participant or to the Participant's beneficiary pursuant to Section 4 of this Award Agreement (including, without limitation, following the Participant's death or Disability) shall be subject to such stop transfer orders and other restrictions as the Administrator may deem advisable under the Plan or the rules, regulations, and other requirements of the SEC, any stock exchange upon which such Shares are listed and any applicable U.S. or non-U.S. federal, state or local laws, and the Administrator may cause a notation or notations to be put entered into the books and records of the Company to make appropriate reference to such restrictions. Without limiting the generality of the foregoing, a Participant's ability to sell or transfer the Shares shall be subject to such trading policies or limitations as the Administrator may, in its sole discretion, impose from time to time on current or former senior professionals, employees, consultants, directors, members, partners or other service providers of the Company or of any of its Affiliates.

13. Transferability. Unless otherwise determined or approved by the Administrator, no RSUs may be assigned, alienated, pledged, attached, sold or otherwise transferred or encumbered by the Participant other than by will or by the laws of descent and distribution, and any purported assignment, alienation, pledge, attachment, sale, transfer or encumbrance not permitted by this Section 13 shall be void and unenforceable against the Company or any Affiliate.

14. Notices. All notices, requests, claims, demands and other communications hereunder shall be in writing and shall be given (and shall be deemed to have been duly given upon receipt) by delivery in person, by courier service, by fax, or by registered or certified mail (postage prepaid, return receipt requested) to the respective parties at the following addresses (or at such other address for a party as shall be specified in a notice given in accordance with this Section 14):

(a) If to the Company, to:

The Carlyle Group Inc.
1001 Pennsylvania Avenue, NW
Washington, DC 20004
Attention: General Counsel
Fax: (202) 315-3678

(b) If to the Participant, to the address appearing in the personnel records of the Company or any Affiliate.

15. Withholding. The Participant acknowledges that he or she may be required to pay to the Company or, if different, an Affiliate that employs the Participant (the "Employer"), and that the Company, the Employer, or any Affiliate shall have the right and are hereby authorized to withhold from any compensation or other amount owing to the Participant,

applicable income tax, social insurance, payroll tax, fringe benefits tax, payment on account or other tax-related items (including taxes that are imposed on the Company or the Employer as a result of the Participant's participation in the Plan but are deemed by the Company or the Employer to be an appropriate charge to the Participant) (collectively, "Tax-Related Items"), with respect to any issuance, transfer, or other taxable event under this Award Agreement or under the Plan and to take such action as may be necessary in the opinion of the Company to satisfy all obligations for the payment of such Tax-Related Items. The Participant further acknowledges that the Company and/or the Employer (i) make no representations or undertakings regarding the treatment of any Tax-Related Items in connection with any aspect of the RSUs, including, but not limited to the grant or vesting of the RSUs and the subsequent sale of Shares acquired upon settlement of the Vested RSUs; and (ii) do not commit to and are under no obligation to structure the terms of the grant or any aspect of the RSUs to reduce or eliminate the Participant's liability for Tax-Related Items or achieve a particular tax result. Further, if the Participant is subject to Tax-Related Items in more than one jurisdiction, the Participant acknowledges that the Company and/or the Employer (or former employer, as applicable) may be required to withhold or account for Tax-Related Items in more than one jurisdiction. Without limiting the foregoing, the Administrator may, from time to time, permit the Participant to make arrangements prior to any Vesting Date described herein to pay the applicable Tax-Related Items in a manner prescribed by the Administrator prior to the applicable Vesting Date; provided that, unless otherwise determined by the Administrator, any such payment or estimate must be received by the Company prior to an applicable Vesting Date. Additionally, the Participant authorizes the Company and/or the Employer to satisfy the obligations with regard to all Tax-Related Items by one or a combination of the following methods: (i) withholding from proceeds of the sale of Shares acquired upon settlement of the Vested RSUs either through a voluntary sale or through a mandatory sale arranged by the Company (on the Participant's behalf pursuant to this authorization); (ii) using a net settlement method whereby the number of Shares that would otherwise be delivered to the Participant upon the settlement of Vested RSUs shall be reduced by a number of Shares having a fair market value necessary to satisfy such obligations; or (iii) any other method determined by the Company to be in compliance with applicable law. Depending on the withholding method, the Company and/or the Employer may withhold or account for the Tax-Related Items by considering minimum statutory withholding amounts or other applicable withholding rates in the Participant's jurisdiction(s), including maximum applicable rates. In the event of overwithholding, the Participant may receive a refund of any over-withheld amount in cash through the Employer's normal payroll process (with no entitlement to the equivalent in Shares), or if not refunded, the Participant may seek a refund from the applicable tax authorities. In the event of under-withholding, the Participant may be required to pay additional Tax-Related Items directly to the applicable tax authorities or to the Company and/or the Employer. The Participant acknowledges that, regardless of any action taken by the Company, the Employer, or any Affiliate the ultimate liability for all Tax-Related Items, is and remains the Participant's responsibility and may exceed the amount, if any, actually withheld by the Company or the Employer. The Company may refuse to issue or deliver the Shares or the proceeds from the sale of Shares, if the Participant fails to comply with his or her obligations in connection with the Tax-Related Items.

16. Choice of Law; Venue . The interpretation, performance and enforcement of this Award Agreement shall be governed by the law of the State of New York without regard to its conflict of law provisions. Any and all disputes, controversies or issues arising out of, concerning or relating to this Award, this Award Agreement or the relationship between the parties evidenced by the Award Agreement, including, without limitation, disputes, controversies or issues arising out of, concerning or relating to the construction, interpretation, breach or

enforcement of this Award Agreement, shall be brought exclusively in the courts in the State of New York, City and County of New York, including the Federal Courts located therein (should Federal jurisdiction exist). Each of the parties hereby expressly represents and agrees that it/he/she is subject to the personal jurisdiction of said courts, irrevocably consents to the personal jurisdiction of such courts; and waives to the fullest extent permitted by law any objection which it/he/she may now or hereafter have that the laying of the venue of any legal lawsuit or proceeding related to such dispute, controversy or issue that is brought in any such court is improper or that such lawsuit or proceeding has been brought in an inconvenient forum.

17. WAIVER OF RIGHT TO JURY TRIAL . AS SPECIFICALLY BARGAINED FOR INDUCEMENT FOR EACH OF THE PARTIES HERETO TO ENTER INTO THIS AWARD AGREEMENT (AFTER HAVING THE OPPORTUNITY TO CONSULT WITH COUNSEL OF ITS/HIS/HER CHOICE), EACH PARTY EXPRESSLY WAIVES THE RIGHT TO TRIAL BY JURY IN ANY LAWSUIT OR PROCEEDING ARISING OUT OF, CONCERNING OR RELATING TO THIS AWARD, THIS AWARD AGREEMENT, THE RELATIONSHIP BETWEEN THE PARTIES EVIDENCED BY THIS AWARD AGREEMENT AND/OR THE MATTERS CONTEMPLATED THEREBY.

18. Subject to Plan . By entering into this Award Agreement, the Participant agrees and acknowledges that the Participant has received and read a copy of the Plan. All RSUs and Shares issued or transferred with respect thereof are subject to the Plan. In the event of a conflict between any term or provision contained herein and a term or provision of the Plan, the applicable terms and provisions of the Plan will govern and prevail.

19. Entire Agreement . This Award Agreement contains the entire understanding between the parties with respect to the RSUs granted hereunder (including, without limitation, the vesting and delivery schedules and other terms described herein and in each Appendix attached hereto), and hereby replaces and supersedes any prior communication and arrangements between the Participant and the Company or any of its Affiliates with respect to the matters set forth herein and any other pre-existing economic or other arrangements between the Participant and the Company or any of its Affiliates, unless otherwise explicitly provided for in any other agreement that the Participant has entered into with the Company or any of its Affiliates and that is set forth on Appendix A hereto. Unless set forth on Appendix A hereto, no such other agreement entered into prior to the Date of Grant shall have any effect on the terms of this Award Agreement.

20. Modifications . Notwithstanding any provision of this Award Agreement to the contrary, the Company reserves the right to modify the terms and conditions of this Award Agreement, including, without limitation, the timing or circumstances of the issuance or transfer

11

of Shares to the Participant hereunder, to the extent such modification is determined by the Company to be necessary to comply with applicable law or preserve the intended deferral of income recognition with respect to the RSUs until the issuance or transfer of Shares hereunder.

21. Signature in Counterparts; Electronic Acceptance . This Award Agreement may be signed in counterparts, each of which shall be an original, with the same effect as if the signatures thereto and hereto were upon the same instrument. Alternatively, this Award Agreement may be granted to and accepted by the Participant electronically (including, without limitation, via DocuSign or through the Morgan Stanley website).

22. Electronic Delivery . The Company may, in its sole discretion, decide to deliver any documents related to current or future participation in the Plan by electronic means. The Participant hereby consents to receive such documents by electronic delivery and agrees to participate in the Plan through an on-line or electronic system established and maintained by the Company or a third party designated by the Company.

23. Compliance with Law . Notwithstanding any other provision of this Award Agreement, unless there is an available exemption from any registration, qualification or other legal requirement applicable to the Shares, the Company shall not be required to deliver any Shares issuable upon settlement of the RSUs prior to the completion of any registration or qualification of the Shares under any local, state, federal or foreign securities or exchange control law or under rulings or regulations of the SEC or of any other governmental regulatory body, or prior to obtaining any approval or other clearance from any local, state, federal or foreign governmental agency, which registration, qualification or approval the Company shall, in its absolute discretion, deem necessary or advisable. The Participant understands that the Company is under no obligation to register or qualify the Shares with the SEC or any state or foreign securities commission or to seek approval or clearance from any governmental authority for the issuance or sale of the Shares. Further, the Participant agrees that the Company shall have unilateral authority to amend the Plan and the Award Agreement without the Participant's consent to the extent necessary to comply with securities or other laws applicable to issuance of Shares.

24. Language. The Participant acknowledges that he or she is sufficiently proficient in English, or has consulted with an advisor who is sufficiently proficient in English, so as to allow the Participant to understand the terms and conditions of this Award Agreement. Furthermore, if the Participant has received this Award Agreement or any other document related to the Plan translated into a language other than English and if the meaning of the translated version is different than the English version, the English version will control, unless otherwise explicitly required by applicable law.

25. Severability. The provisions of this Award Agreement are severable and if any one or more provisions are determined to be illegal or otherwise unenforceable, in whole or in part, the remaining provisions shall nevertheless be binding and enforceable.

26. Appendix. Notwithstanding any provisions in this Award Agreement, the RSUs grant shall be subject to any additional terms and conditions set forth in each Appendix to this

12

Award Agreement for the Participant's country. Moreover, if the Participant relocates to another country, any additional terms and conditions for such country will apply to the Participant, to the extent the Company determines that the application of such terms and conditions is necessary or advisable for legal or administrative reasons. Each Appendix hereto constitutes part of this Award Agreement.

27. Imposition of Other Requirements . The Company reserves the right to impose other requirements on the Participant's participation in the Plan, on the RSUs and on any Shares acquired under the Plan, to the extent the Company determines it is necessary or advisable for legal or administrative reasons, and to require the Participant to sign any additional agreements or undertakings that may be necessary to accomplish the foregoing.

28. Waiver. The Participant acknowledges that a waiver by the Company of breach of any provision of this Award Agreement shall not operate or be construed as a waiver of any other provision of this Award Agreement, or of any subsequent breach by the Participant or any other participant.

29. Insider Trading Restrictions/Market Abuse Laws . The Participant acknowledges that, depending on his or her country of residence, or broker's country of residence, or where the Shares are listed, Participant may be subject to insider trading restrictions and/or market abuse laws, which may affect the Participant's ability to directly or indirectly, accept, acquire, sell, or attempt to sell or otherwise dispose of Shares or rights to Shares (e.g., RSUs) under the Plan during such times as Participant is considered to have "inside information" regarding the

Company (as defined by the laws or regulations in applicable jurisdictions or Participant's country). Local insider trading laws and regulations may prohibit the cancellation or amendment of orders placed by the Participant before possessing inside information. Furthermore, the Participant understands that he or she may be prohibited from (i) disclosing the inside information to any third party, including fellow employees (other than on a "need to know" basis) and (ii) "tipping" third parties or causing them to otherwise buy or sell securities. Any restrictions under these laws or regulations are separate from and in addition to any restrictions that may be imposed under any applicable Company insider trading policy. The Participant acknowledges that it is his or her responsibility to comply with any applicable restrictions, and the Participant should speak to his or her personal advisor on this matter.

30. Foreign Asset/Account Reporting . The Participant's country of residence may have certain foreign asset and/or account reporting requirements which may affect his or her ability to acquire or hold RSUs under the Plan or cash received from participating in the Plan (including sales proceeds arising from the sale of Shares) in a brokerage or bank account outside the Participant's country. The Participant may be required to report such amounts, assets or transactions to the tax or other authorities in his or her country. The Participant also may be required to repatriate sale proceeds or other funds received as a result of participation in the Plan to the Participant's country through a designated broker or bank within a certain time after receipt. The Participant is responsible for ensuring compliance with such regulations and should speak with his or her personal legal advisor regarding this matter.


[Signature Page Follows]

IN WITNESS WHEREOF, the parties hereto have executed this Award Agreement.

The Carlyle Group Inc.

By: _____
Name:
Title:

PARTICIPANT



**The Carlyle Group Inc. Amended and Restated
2012 Equity Incentive Plan**

Form of Global Restricted Stock Unit Agreement

Participant:

Date of Grant:

Number of RSUs:

1. Grant of RSUs . The Carlyle Group Inc. (the “ Company”) hereby grants the number of restricted stock units (the “ RSUs”) listed above to the Participant (the “ Award”), effective as of the Date of Grant set forth above, on the terms and conditions hereinafter set forth in this agreement including any Appendix hereto, which includes any applicable country-specific provisions (collectively, the “ Award Agreement”). This grant is made pursuant to the terms of The Carlyle Group Inc. Amended and Restated 2012 Equity Incentive Plan (as amended, modified or supplemented from time to time, the “ Plan”), which is incorporated herein by reference and made a part of this Award Agreement. Each RSU represents the unfunded, unsecured right of the Participant to receive a Share on the delivery date(s) specified in Section 4 hereof.

2. Definitions. Capitalized terms not otherwise defined herein shall have the same meanings as in the Plan.

(a) “Cause” shall mean the determination by the Administrator in its sole discretion that the Participant has (i) engaged in gross negligence or willful misconduct in the performance of the Participant’s duties, (ii) willfully engaged in conduct that the Participant knows or, based on facts known to the Participant, should know is materially injurious to the Company or any of its Affiliates, (iii) materially breached any material provision of the Participant’s employment agreement or offer letter with the Company or its Affiliates, (iv) breached any Restrictive Covenant Agreement or any other restrictive covenant obligation owed by the Participant to the Company or any of its Affiliates, including, but not limited to, any restrictions relating to the Participant’s non-competition, non-solicitation, non-disparagement and/or non-disclosure of confidential or proprietary information, (v) engaged in fraud or other conduct in bad faith that contributed to a financial restatement or irregularity, (vi) been convicted of, or entered a plea bargain or settlement admitting guilt for, fraud, embezzlement, or any other felony under the laws of the United States or of any state or the District of Columbia or any other country or any jurisdiction of any other country (but specifically excluding felonies involving a traffic violation), (vii) been the subject of any order, judicial or administrative, obtained or issued by the U.S. Securities and Exchange Commission (“SEC”) or similar agency or tribunal of any country, for any securities violation involving insider trading, fraud, misappropriation, dishonesty or willful misconduct (including, for example, any such order consented to by the Participant in which findings of facts or any legal conclusions establishing liability are neither admitted nor denied), or (viii) discussed the Company’s (or its Affiliates’) fundraising efforts, or the name of any

(b) “Detrimental Activity” shall mean any of the following: (i) a termination of the Participant’s Service for Cause or the Participant engaging in any activity that would be grounds to terminate the Participant’s Service for Cause (whether or not any termination of the Participant’s Service occurs); or (ii) a breach of any Restrictive Covenant Agreement or any other restrictive covenant obligation owed by the Participant to the Company or any of its Affiliates, including, but not limited to, any restrictions relating to the Participant’s non-competition, non-solicitation, non-disparagement and/or non-disclosure of confidential or proprietary information.

(c) “Involuntary Termination” shall mean the termination by the Company and its Affiliates of the Participant’s Services without Cause (and in the absence of the Participant’s Disability).

(d) “Qualifying Event” shall mean, during the Participant’s Services with the Company and its Affiliates, the Participant’s death or Disability.

(e) “Restrictive Covenant Agreement” shall mean any agreement (including, without limitation, this Award Agreement), and any attachments or schedules thereto, entered into by and between the Participant and the Company or its Affiliates, pursuant to which the Participant has agreed, among other things, to certain restrictions relating to non-competition (if applicable), non-solicitation, non-disparagement and/or non-disclosure of confidential or proprietary information, in order to protect the business of the Company and its Affiliates.

(f) “Retirement” shall mean the termination of the Participant’s Services with the Company and its Affiliates after the Participant has reached age 55 and has at least five full years of service with the Company and its Affiliates; provided that, in the case of any voluntary termination of Service by the Participant, the Participant has satisfied any contractual notice requirements.

(g) “Vested RSUs” shall mean those RSUs which have become vested pursuant to Section 3 or otherwise pursuant to the Plan or this Award Agreement.

(h) “Vesting Dates” shall mean each of the vesting dates set forth in Section 4(a) hereof.

3. Vesting.

(a) *Vesting – General*. Subject to the Participant’s continued Services with the Company and its Affiliates, the Award shall vest on the applicable Vesting Dates as follows:

(i) The RSUs granted hereunder shall vest in installments on each Vesting Date as set forth in Section 4(a) hereof.

(b) *Vesting – Death or Disability*. Upon the occurrence of a Qualifying Event, 100% of the RSUs granted hereunder shall vest (to the extent not previously vested) upon the date of such Qualifying Event.

(c) *Vesting – Retirement*. Subject to Section 4(f), upon the Participant’s Retirement, 100% of the RSUs granted hereunder shall remain eligible to vest upon each of the scheduled Vesting Dates as set forth in Section 4(a) hereof.

(d) *Vesting – Involuntary Termination*. Subject to Section 4(f) and the

Participant's execution and delivery of a release of claims in the form provided by the Company (and non-revocation thereof within the time period set forth therein), upon the occurrence of the Participant's Involuntary Termination, 100% of the RSUs granted hereunder shall remain eligible to vest upon each of the following scheduled Vesting Dates as set forth in Section 4(a) hereof.

(e) *Vesting – Terminations.* Except as otherwise set forth in Sections 3(b), 3(c), 3(d) or 5, in the event the Participant's Services with the Company and its Affiliates are terminated for any reason, the portion of the Award that has not yet vested pursuant to Sections 3 or 5 hereof (or otherwise pursuant to the Plan) shall be canceled immediately and the Participant shall automatically forfeit all rights with respect to such portion of the Award as of the date of such termination. For purposes of this provision, the effective date of termination of the Participant's Services will be determined in accordance with Section 8(l) hereof.

4. Vesting and Delivery Dates.

(a) *Delivery – General.* The Company shall, on or within 30 days following a Vesting Date, deliver (or cause delivery to be made) to the Participant the Shares underlying the RSUs that vest and become Vested RSUs on such Vesting Date. The general vesting and delivery terms with respect to the RSUs are set forth in the table below.

<u>Vesting Dates</u>	<u>Annual Vesting / Delivery</u>	<u>Cumulative Vesting / Delivery</u>

(b) *Delivery – Death or Disability .* Upon the occurrence of a Qualifying Event, the Company shall, within 30 days following the date of such event, deliver (or cause delivery of) Shares to the Participant in respect of 100% of the RSUs which vest and become Vested RSUs on such date.

(c) *Delivery – Retirement.* Upon the Participant's Retirement, the Company shall, on or within 30 days following each subsequent Vesting Date, deliver (or cause delivery of) Shares to the Participant in respect of the RSUs which vest and have become Vested RSUs on such date.

(d) *Delivery – Involuntary Termination .* Upon the Participant's Involuntary Termination, the Company shall, on each subsequent Vesting Date, deliver (or cause delivery of) Shares to the Participant in respect of the RSUs which vest and have become Vested RSUs on such date.

(e) *Delivery – Terminations.* Except as otherwise set forth in Sections 4(b), 4(c), 4(d) or 4(f), in the event the Participant's Services with the Company and its Affiliates are terminated for any reason, the Company shall within 30 days following the date of such termination, deliver (or cause delivery of) Shares to the Participant in respect of any then outstanding Vested RSUs.

(f) *Forfeiture; Clawback.* It is a condition of being granted the RSUs hereunder and receiving the underlying Shares upon satisfaction of the vesting conditions set forth herein that the Participant not engage in any Detrimental Activity. Notwithstanding anything to the contrary herein, if the Administrator determines in its sole discretion that

the Participant has engaged in Detrimental Activity (i) all outstanding RSUs (whether or not vested) shall immediately terminate and be forfeited without consideration upon the date of such determination and no further Shares with respect of the Award shall be delivered to the Participant or to the Participant's legal representative, beneficiaries or heirs, (ii) to the extent permitted under applicable law, any Shares that have previously been delivered to the Participant or the Participant's legal representative, beneficiaries or heirs pursuant to the Award and which are still held by the Participant or the Participant's legal representative, or beneficiaries or heirs as of the date of such determination by the Administrator shall also immediately terminate and be forfeited without consideration and (iii) the Administrator may require that the Participant forfeit any proceeds realized within the one (1) year period preceding the date of such determination on the disposition of any Shares received in settlement of the Award, and repay such proceeds to the Company within thirty (30) days following the Company's demand therefor. Without limiting the foregoing, the Award and all Shares issued in respect thereof shall be subject to reduction, cancellation, forfeiture or recoupment to the extent necessary to comply with applicable law and/or the Company's clawback and recoupment policies as in effect from time to time.

5. Change in Control. Notwithstanding anything to the contrary herein, in the event of the Participant's involuntary termination of Service by the Company without Cause that occurs within twelve (12) months following a Change in Control, 100% of the RSUs granted hereunder which then remain outstanding shall vest (to the extent not previously vested) upon the date of such termination of Service and the Shares underlying such Vested RSUs shall be delivered in accordance with Section 4(d), subject to any required delay pursuant to Section 17 of the Plan.

5

6. Dividend Equivalent RSUs . With respect to any cash dividend paid by the Company with respect to Shares for which the record date occurs while the Award remains outstanding, on the payment date of such dividend the number of RSUs then underlying the Award shall be increased by a number of additional dividend equivalent RSUs equal to the quotient (rounded down to the nearest whole number of RSUs) of (a) the product of (i) the dollar amount of the cash dividend paid per Share on such date, *multiplied by* (ii) the number of RSUs that remain outstanding and subject to the Award as of such date, *divided by* (b) the closing price of a Share on The Nasdaq Global Select Market on such date. Any such additional dividend equivalent RSUs shall be subject to the same terms and conditions, and shall be earned and vested, and be settled or forfeited, in the same manner and at the same time, as the RSUs with respect to which they have been credited. Notwithstanding the foregoing, the Award shall cease to accrue dividend equivalent RSUs upon a termination of the Participant's Services with the Company and its Affiliates for any reason, even if the Award remains outstanding following such a termination.

7. Adjustments Upon Certain Events . The Administrator shall make certain substitutions or adjustments to any RSUs subject to this Award Agreement pursuant to Section 9 of the Plan.

8. Nature of Grant . In accepting the grant, the Participant acknowledges, understands, and agrees that:

(a) the Plan is established voluntarily by the Company, it is discretionary in nature and it may be modified, amended, suspended or terminated by the Company, at any time, to the extent permitted by the Plan;

(b) the Plan is operated and the RSUs are granted solely by the Company, and only the Company is a party to this Award Agreement; accordingly, any rights the Participant may have under this Award Agreement, including related to the RSUs, may

be raised only against the Company but not any Affiliate (including, but not limited to, the Employer (as defined in Section 15 of this Award Agreement));

(c) the grant of the RSUs is exceptional, voluntary and occasional and does not create any contractual or other right to receive future grants of RSUs, or benefits in lieu of RSUs, even if RSUs have been granted in the past;

(d) all decisions with respect to future RSUs or other grants, if any, will be at the sole discretion of the Company;

(e) the granting of the RSUs evidenced by this Award Agreement shall impose no obligation on the Company or any Affiliate to continue the Services of the Participant and shall not lessen or affect the Company's or its Affiliate's right to terminate the Services of such Participant;

(f) the Participant is voluntarily participating in the Plan;

6

(g) the RSUs and the Shares subject to the RSUs, and the income from and value of same, are not intended to replace any pension rights or compensation;

(h) the RSUs and the Shares subject to the RSUs, and the income from and value of same, are not part of normal or expected compensation for purposes of calculating any severance, resignation, termination, redundancy, dismissal, end-of-service payments, holiday pay, bonuses, long-service awards, pension or retirement or welfare benefits or similar payments;

(i) the RSUs should in no event be considered as compensation for, or relating in any way to, past services for the Company, the Employer (as defined in Section 15 of this Award Agreement) or any Affiliate or predecessor;

(j) unless otherwise agreed with the Company, the RSUs and the Shares subject to the RSUs, and the income from and value of same, are not granted as consideration for, or in connection with, the Services Participant may provide as a director of an Affiliate;

(k) the future value of the underlying Shares is unknown, indeterminable and cannot be predicted with certainty;

(l) in the event of termination of the Participant's Services for any reason, except as set forth in Sections 3, 4 or 5 (whether or not later to be found invalid or in breach of employment laws in the jurisdiction where the Participant is employed or the terms of the Participant's employment agreement, if any), unless otherwise determined by the Company, the Participant's right to vest in the RSUs under the Plan, if any, will terminate effective as of the date that the Participant is no longer actively providing Services and will not be extended by any notice period (e.g., active Services would not include any contractual notice period or any period of "garden leave" or similar period mandated under employment laws in the jurisdiction where the Participant is employed, or the terms of the Participant's employment agreement, if any); the Administrator shall have the exclusive discretion to determine when the Participant is no longer actively providing Services for purposes of the RSUs grant (including whether the Participant may still be considered to be providing Services while on an approved leave of absence); and

(m) in addition to the provisions above in this Section 8, the following provisions apply if the Participant is providing Services outside the United States:

(i) no claim or entitlement to compensation or damages shall arise from (A) forfeiture of the RSUs resulting from termination of the Participant's Services as set forth in Sections 3 or 4 above for any reason (whether or not later found to be invalid or in breach of employment laws in the jurisdiction where the Participant is employed or the terms of the Participant's employment agreement, if any), or (B) enforcement of Section 4(f) of the Award Agreement and/or any applicable recoupment or clawback policy, and in consideration of the grant of the

7

RSUs, the Participant agrees not to institute any claim against the Company or any Affiliate;

(ii) the RSUs and the Shares subject to the RSUs are not part of normal or expected compensation or salary for any purpose;

(iii) neither the Company nor any Affiliate shall be liable for any foreign exchange rate fluctuation between the Participant's local currency and the United States Dollar that may affect the value of the RSUs or of any amounts due to the Participant pursuant to the settlement of the RSUs or the subsequent sale of any Shares acquired upon settlement; and

(iv) to the extent that the Company, in consultation with legal counsel, or a court or tribunal of competent jurisdiction determines that the provisions set forth in Sections 3(c) and/or 4(c) above are invalid or unlawful, in whole or in part, or the Company determines that the application of such provisions may result in adverse tax consequences to the Participant, the Company or an Affiliate, the Company, in its sole discretion, shall have the power and authority to revise or strike such provisions to the minimum extent necessary to make them valid and lawful to the full extent permitted under applicable law and/or to mitigate any adverse tax consequences.

9. No Advice Regarding Grant. The Company is not providing any tax, legal or financial advice, nor is the Company making any recommendations regarding the Participant's participation in the Plan, or the Participant's acquisition or sale of the underlying Shares. The Participant should consult with his or her own personal tax, legal and financial advisors regarding his or her participation in the Plan before taking any action related to the Plan.

10. Data Privacy Information and Consent . *The Company is located at 1001 Pennsylvania Avenue, NW, Washington, DC 20004 U.S.A. and grants employees of the Company and its Affiliates RSUs, at the Company's sole discretion. If the Participant would like to participate in the Plan, please review the following information about the Company's data processing practices and declare the Participant's consent.*

(a) Data Collection and Usage : The Company collects, processes and uses personal data of Participants, including name, home address and telephone number, date of birth, social insurance number or other identification number, salary, citizenship, job title, any Shares or directorships held in the Company, and details of all RSUs, canceled, vested, or outstanding in the Participant's favor, which the Company receives from the Participant or the Employer. If the Company offers the Participant a grant of RSUs under the Plan, then the Company will collect the Participant's personal data for purposes of allocating Shares and implementing, administering and managing the Plan. The Company's legal basis for the processing of the Participant's personal data would be his or her consent.

(b) Stock Plan Administration Service Providers : The Company transfers participant data to Morgan Stanley, an independent service provider based in the United States, which assists the Company with the implementation, administration and management of the Plan. In the future, the Company may select a different service provider and share the Participant's data with another company that serves in a similar manner. The Company's service provider will open an account for the Participant to receive and trade Shares. The Participant will be asked to agree on separate terms and data processing practices with the service provider, which is a condition to the Participant's ability to participate in the Plan.

(c) International Data Transfers : The Company and its service providers are based in the United States. If the Participant is outside the United States, the Participant should note that his or her country has enacted data privacy laws that are different from the United States. The Company's legal basis for the transfer of the Participant's personal data is his or her consent.

(d) Data Retention: The Company will use the Participant's personal data only as long as is necessary to implement, administer and manage the Participant's participation in the Plan or as required to comply with legal or regulatory obligations, including under tax and security laws.

(e) Voluntariness and Consequences of Consent Denial or Withdrawal : The Participant's participation in the Plan and the Participant's grant of consent is purely voluntary. The Participant may deny or withdraw his or her consent at any time. If the Participant does not consent, or if the Participant withdraws his or her consent, the Participant cannot participate in the Plan. This would not affect the Participant's salary as an employee or his or her career; the Participant would merely forfeit the opportunities associated with the Plan.

(f) Data Subject Rights : The Participant has a number of rights under data privacy laws in his or her country. Depending on where the Participant is based, the Participant's rights may include the right to (i) request access or copies of personal data of the Company processes, (ii) rectification of incorrect data, (iii) deletion of data, (iv) restrictions on processing, (v) portability of data, (vi) lodge complaints with competent authorities in the Participant's country, and/or (vii) a list with the names and address of any potential recipients of the Participant's data. To receive clarification regarding the Participant's rights or to exercise the Participant's rights please contact the Company at The Carlyle Group Inc., 1001 Pennsylvania Avenue, NW, Washington, DC 20004 U.S.A., Attention: Equity Management.

If the Participant agrees with the data processing practices as described in this notice, please declare the Participant's consent by clicking the "Accept Award" button on the Morgan Stanley award acceptance page or signing below.

11. No Rights of a Holder of Shares. Except as otherwise provided herein, the Participant shall not have any rights as a holder of Shares until such Shares have been issued or transferred to the Participant.

12. Restrictions. Any Shares issued or transferred to the Participant or to the Participant's beneficiary pursuant to Section 4 of this Award Agreement (including, without limitation, following the Participant's death or Disability) shall be subject to such stop transfer orders and other restrictions as the Administrator may deem advisable under the Plan or the rules, regulations, and other requirements of the SEC, any stock exchange upon which such Shares are listed and any applicable U.S. or non-U.S. federal, state or local laws, and the Administrator may cause a notation or notations to be put entered into the books and records of the Company to make appropriate reference to such restrictions. Without limiting the generality of the foregoing, a Participant's ability to sell or transfer the Shares shall be subject to such trading policies or limitations as the Administrator may, in its sole discretion, impose from time to time on current or former senior professionals, employees, consultants, directors, members, partners or other service providers of the Company or of any of its Affiliates.

13. Transferability. Unless otherwise determined or approved by the Administrator, no RSUs may be assigned, alienated, pledged, attached, sold or otherwise transferred or encumbered by the Participant other than by will or by the laws of descent and distribution, and any purported assignment, alienation, pledge, attachment, sale, transfer or encumbrance not permitted by this Section 13 shall be void and unenforceable against the Company or any Affiliate.

14. Notices. All notices, requests, claims, demands and other communications hereunder shall be in writing and shall be given (and shall be deemed to have been duly given upon receipt) by delivery in person, by courier service, by fax, or by registered or certified mail (postage prepaid, return receipt requested) to the respective parties at the following addresses (or at such other address for a party as shall be specified in a notice given in accordance with this Section 14):

(a) If to the Company, to:

The Carlyle Group Inc.
1001 Pennsylvania Avenue, NW
Washington, DC 20004
Attention: General Counsel
Fax: (202) 315-3678

(b) If to the Participant, to the address appearing in the personnel records of the Company or any Affiliate.

15. Withholding. The Participant acknowledges that he or she may be required to pay to the Company or, if different, an Affiliate that employs the Participant (the "Employer"), and that the Company, the Employer, or any Affiliate shall have the right and are hereby authorized to withhold from any compensation or other amount owing to the Participant,

applicable income tax, social insurance, payroll tax, fringe benefits tax, payment on account or other tax-related items (including taxes that are imposed on the Company or the Employer as a result of the Participant's participation in the Plan but are deemed by the Company or the Employer to be an appropriate charge to the Participant) (collectively, "Tax-Related Items"), with respect to any issuance, transfer, or other taxable event under this Award Agreement or under the Plan and to take such action as may be necessary in the opinion of the Company to

satisfy all obligations for the payment of such Tax-Related Items. The Participant further acknowledges that the Company and/or the Employer (i) make no representations or undertakings regarding the treatment of any Tax-Related Items in connection with any aspect of the RSUs, including, but not limited to the grant or vesting of the RSUs and the subsequent sale of Shares acquired upon settlement of the Vested RSUs; and (ii) do not commit to and are under no obligation to structure the terms of the grant or any aspect of the RSUs to reduce or eliminate the Participant's liability for Tax-Related Items or achieve a particular tax result. Further, if the Participant is subject to Tax-Related Items in more than one jurisdiction, the Participant acknowledges that the Company and/or the Employer (or former employer, as applicable) may be required to withhold or account for Tax-Related Items in more than one jurisdiction. Without limiting the foregoing, the Administrator may, from time to time, permit the Participant to make arrangements prior to any Vesting Date described herein to pay the applicable Tax-Related Items in a manner prescribed by the Administrator prior to the applicable Vesting Date; provided that, unless otherwise determined by the Administrator, any such payment or estimate must be received by the Company prior to an applicable Vesting Date. Additionally, the Participant authorizes the Company and/or the Employer to satisfy the obligations with regard to all Tax-Related Items by one or a combination of the following methods (i) withholding from proceeds of the sale of Shares acquired upon settlement of the Vested RSUs either through a voluntary sale or through a mandatory sale arranged by the Company (on the Participant's behalf pursuant to this authorization); (ii) using a net settlement method whereby the number of Shares that would otherwise be delivered to the Participant upon the settlement of Vested RSUs shall be reduced by a number of Shares having a fair market value necessary to satisfy such obligations; or (iii) any other method determined by the Company to be in compliance with applicable law. Depending on the withholding method, the Company and/or the Employer may withhold or account for the Tax-Related Items by considering minimum statutory withholding amounts or other applicable withholding rates in the Participant's jurisdiction(s), including maximum applicable rates. In the event of overwithholding, the Participant may receive a refund of any over-withheld amount in cash through the Employer's normal payroll process (with no entitlement to the equivalent in Shares), or if not refunded, the Participant may seek a refund from the applicable tax authorities. In the event of under-withholding, the Participant may be required to pay additional Tax-Related Items directly to the applicable tax authorities or to the Company and/or the Employer. The Participant acknowledges that, regardless of any action taken by the Company, the Employer, or any Affiliate the ultimate liability for all Tax-Related Items, is and remains the Participant's responsibility and may exceed the amount, if any, actually withheld by the Company or the Employer. The Company may refuse to issue or deliver the Shares or the proceeds from the sale of Shares, if the Participant fails to comply with his or her obligations in connection with the Tax-Related Items.

16. Choice of Law; Venue . The interpretation, performance and enforcement of this Award Agreement shall be governed by the law of the State of New York without regard to its conflict of law provisions. Any and all disputes, controversies or issues arising out of, concerning or relating to this Award, this Award Agreement or the relationship between the parties evidenced by the Award Agreement, including, without limitation, disputes, controversies or issues arising out of, concerning or relating to the construction, interpretation, breach or enforcement of this Award Agreement, shall be brought exclusively in the courts in the State of New York, City and County of New York, including the Federal Courts located therein (should Federal jurisdiction exist). Each of the parties hereby expressly represents and agrees that it/he/she is subject to the personal jurisdiction of said courts, irrevocably consents to the personal jurisdiction of such courts; and waives to the fullest extent permitted by law any objection which it/he/she may now or hereafter have that the laying of the venue of any legal lawsuit or proceeding related to such dispute, controversy or issue that is brought in any such court is improper or that such lawsuit or proceeding has been brought in an inconvenient forum.

17. WAIVER OF RIGHT TO JURY TRIAL . AS SPECIFICALLY BARGAINED FOR INDUCEMENT FOR EACH OF THE PARTIES HERETO TO ENTER INTO THIS AWARD AGREEMENT (AFTER HAVING THE OPPORTUNITY TO CONSULT WITH COUNSEL OF ITS/HIS/HER CHOICE), EACH PARTY EXPRESSLY WAIVES THE RIGHT TO TRIAL BY JURY IN ANY LAWSUIT OR PROCEEDING ARISING OUT OF, CONCERNING OR RELATING TO THIS AWARD, THIS AWARD AGREEMENT, THE RELATIONSHIP BETWEEN THE PARTIES EVIDENCED BY THIS AWARD AGREEMENT AND/OR THE MATTERS CONTEMPLATED THEREBY.

18. Subject to Plan . By entering into this Award Agreement, the Participant agrees and acknowledges that the Participant has received and read a copy of the Plan. All RSUs and Shares issued or transferred with respect thereof are subject to the Plan. In the event of a conflict between any term or provision contained herein and a term or provision of the Plan, the applicable terms and provisions of the Plan will govern and prevail.

19. Entire Agreement . This Award Agreement contains the entire understanding between the parties with respect to the RSUs granted hereunder (including, without limitation, the vesting and delivery schedules and other terms described herein and in each Appendix attached hereto), and hereby replaces and supersedes any prior communication and arrangements between the Participant and the Company or any of its Affiliates with respect to the matters set forth herein and any other pre-existing economic or other arrangements between the Participant and the Company or any of its Affiliates, unless otherwise explicitly provided for in any other agreement that the Participant has entered into with the Company or any of its Affiliates and that is set forth on Appendix A hereto. Unless set forth on Appendix A hereto, no such other agreement entered into prior to the Date of Grant shall have any effect on the terms of this Award Agreement.

20. Modifications. Notwithstanding any provision of this Award Agreement to the contrary, the Company reserves the right to modify the terms and conditions of this Award Agreement, including, without limitation, the timing or circumstances of the issuance or transfer

12

of Shares to the Participant hereunder, to the extent such modification is determined by the Company to be necessary to comply with applicable law or preserve the intended deferral of income recognition with respect to the RSUs until the issuance or transfer of Shares hereunder.

21. Signature in Counterparts; Electronic Acceptance . This Award Agreement may be signed in counterparts, each of which shall be an original, with the same effect as if the signatures thereto and hereto were upon the same instrument. Alternatively, this Award Agreement may be granted to and accepted by the Participant electronically (including, without limitation, via DocuSign or through the Morgan Stanley website).

22. Electronic Delivery. The Company may, in its sole discretion, decide to deliver any documents related to current or future participation in the Plan by electronic means. The Participant hereby consents to receive such documents by electronic delivery and agrees to participate in the Plan through an on-line or electronic system established and maintained by the Company or a third party designated by the Company.

23. Compliance with Law . Notwithstanding any other provision of this Award Agreement, unless there is an available exemption from any registration, qualification or other legal requirement applicable to the Shares, the Company shall not be required to deliver any Shares issuable upon settlement of the RSUs prior to the completion of any registration or qualification of the Shares under any local, state, federal or foreign securities or exchange control law or under rulings or regulations of the SEC or of any other governmental regulatory body, or prior to obtaining any approval or other clearance from any local, state, federal or foreign

governmental agency, which registration, qualification or approval the Company shall, in its absolute discretion, deem necessary or advisable. The Participant understands that the Company is under no obligation to register or qualify the Shares with the SEC or any state or foreign securities commission or to seek approval or clearance from any governmental authority for the issuance or sale of the Shares. Further, the Participant agrees that the Company shall have unilateral authority to amend the Plan and the Award Agreement without the Participant's consent to the extent necessary to comply with securities or other laws applicable to issuance of Shares.

24. Language. The Participant acknowledges that he or she is sufficiently proficient in English, or has consulted with an advisor who is sufficiently proficient in English, so as to allow the Participant to understand the terms and conditions of this Award Agreement. Furthermore, if the Participant has received this Award Agreement or any other document related to the Plan translated into a language other than English and if the meaning of the translated version is different than the English version, the English version will control, unless otherwise explicitly required by applicable law.

25. Severability. The provisions of this Award Agreement are severable and if any one or more provisions are determined to be illegal or otherwise unenforceable, in whole or in part, the remaining provisions shall nevertheless be binding and enforceable.

26. Appendix. Notwithstanding any provisions in this Award Agreement, the RSUs grant shall be subject to any additional terms and conditions set forth in each Appendix to this

13

Award Agreement for the Participant's country. Moreover, if the Participant relocates to another country, any additional terms and conditions for such country will apply to the Participant, to the extent the Company determines that the application of such terms and conditions is necessary or advisable for legal or administrative reasons. Each Appendix hereto constitutes part of this Award Agreement.

27. Imposition of Other Requirements . The Company reserves the right to impose other requirements on the Participant's participation in the Plan, on the RSUs and on any Shares acquired under the Plan, to the extent the Company determines it is necessary or advisable for legal or administrative reasons, and to require the Participant to sign any additional agreements or undertakings that may be necessary to accomplish the foregoing.

28. Waiver. The Participant acknowledges that a waiver by the Company of breach of any provision of this Award Agreement shall not operate or be construed as a waiver of any other provision of this Award Agreement, or of any subsequent breach by the Participant or any other participant.

29. Insider Trading Restrictions/Market Abuse Laws . The Participant acknowledges that, depending on his or her country of residence, or broker's country of residence, or where the Shares are listed, Participant may be subject to insider trading restrictions and/or market abuse laws, which may affect the Participant's ability to directly or indirectly, accept, acquire, sell, or attempt to sell or otherwise dispose of Shares or rights to Shares (e.g., RSUs) under the Plan during such times as Participant is considered to have "inside information" regarding the Company (as defined by the laws or regulations in applicable jurisdictions or Participant's country). Local insider trading laws and regulations may prohibit the cancellation or amendment of orders placed by the Participant before possessing inside information. Furthermore, the Participant understands that he or she may be prohibited from (i) disclosing the inside information to any third party, including fellow employees (other than on a "need to know" basis) and (ii) "tipping" third parties or causing them to otherwise buy or sell securities. Any restrictions under these laws or regulations are separate from and in addition to any restrictions that may be imposed under any applicable Company insider trading policy. The Participant

acknowledges that it is his or her responsibility to comply with any applicable restrictions, and the Participant should speak to his or her personal advisor on this matter.

30. Foreign Asset/Account Reporting . The Participant's country of residence may have certain foreign asset and/or account reporting requirements which may affect his or her ability to acquire or hold RSUs under the Plan or cash received from participating in the Plan (including sales proceeds arising from the sale of Shares) in a brokerage or bank account outside the Participant's country. The Participant may be required to report such amounts, assets or transactions to the tax or other authorities in his or her country. The Participant also may be required to repatriate sale proceeds or other funds received as a result of participation in the Plan to the Participant's country through a designated broker or bank within a certain time after receipt. The Participant is responsible for ensuring compliance with such regulations and should speak with his or her personal legal advisor regarding this matter.

[Signature Page Follows]

14

IN WITNESS WHEREOF, the parties hereto have executed this Award Agreement.


The Carlyle Group Inc.

By: _____

Name:

Title:

PARTICIPANT



Subsidiary guarantors and issuers of guaranteed securities and affiliates whose securities collateralize securities of the registrant

The following securities (collectively, the “Notes”) issued by the corresponding issuer listed below, each a wholly-owned subsidiary of The Carlyle Group Inc. (the “Company”) with the exception of the Company, were outstanding as of March 31, 2026:

Notes Issued Under	Issuer	Jurisdiction of Formation, Organization, or Incorporation
3.500% Senior Notes due 2029	Carlyle Finance Subsidiary L.L.C.	Delaware
5.050% Senior Notes due 2035	The Carlyle Group Inc.	Delaware
5.625% Senior Notes due 2043	Carlyle Holdings II Finance L.L.C.	Delaware
5.65% Senior Notes due 2048	Carlyle Finance L.L.C.	Delaware
4.625% Subordinated Notes due 2061	Carlyle Finance L.L.C.	Delaware

As of March 31, 2026, the guarantors under the Notes consisted of the Company, as a guarantor that provides an unsecured guarantee of the Notes, and its wholly-owned subsidiaries listed in the below table. The guarantees are joint and several, and full and unconditional.

Guarantor	Jurisdiction of Formation, Organization, or Incorporation
Carlyle Holdings I L.P.	Delaware
Carlyle Holdings II L.P.*	Quebec
Carlyle Holdings III L.P.	Quebec
CG Subsidiary Holdings L.L.C.	Delaware
Carlyle Holdings II L.L.C.	Delaware

* Carlyle Holdings II L.P. is not a guarantor of the 4.625% Subordinated Notes due 2061 or the 5.050% Senior Notes due 2035

I, Harvey M. Schwartz, certify that:

1. I have reviewed this Quarterly Report on Form 10-Q for the quarter ended March 31, 2026 of The Carlyle Group Inc.;
2. Based on my knowledge, this report does not contain any untrue statement of a material fact or omit to state a material fact necessary to make the statements made, in light of the circumstances under which such statements were made, not misleading with respect to the period covered by this report;
3. Based on my knowledge, the financial statements, and other financial information included in this report, fairly present in all material respects the financial condition, results of operations and cash flows of the registrant as of, and for, the periods presented in this report;
4. The registrant's other certifying officer(s) and I are responsible for establishing and maintaining disclosure controls and procedures (as defined in Exchange Act Rules 13a-15(e) and 15d-15(e)) and internal control over financial reporting (as defined in Exchange Act Rules 13a-15(f) and 15d-15(f)) for the registrant and have:
 - (a) Designed such disclosure controls and procedures, or caused such disclosure controls and procedures to be designed under our supervision, to ensure that material information relating to the registrant, including its consolidated subsidiaries, is made known to us by others within those entities, particularly during the period in which this report is being prepared;
 - (b) Designed such internal control over financial reporting, or caused such internal control over financial reporting to be designed under our supervision, to provide reasonable assurance regarding the reliability of financial reporting and the preparation of financial statements for external purposes in accordance with generally accepted accounting principles;
 - (c) Evaluated the effectiveness of the registrant's disclosure controls and procedures and presented in this report our conclusions about the effectiveness of the disclosure controls and procedures, as of the end of the period covered by this report based on such evaluation; and
 - (d) Disclosed in this report any change in the registrant's internal control over financial reporting that occurred during the registrant's most recent fiscal quarter (the registrant's fourth fiscal quarter in the case of an annual report) that has materially affected, or is reasonably likely to materially affect, the registrant's internal control over financial reporting; and
5. The registrant's other certifying officer(s) and I have disclosed, based on our most recent evaluation of internal control over financial reporting, to the registrant's auditors and the audit committee of the registrant's board of directors (or persons performing the equivalent functions):
 - (a) All significant deficiencies and material weaknesses in the design or operation of internal control over financial reporting which are reasonably likely to adversely affect the registrant's ability to record, process, summarize and report financial information; and
 - (b) Any fraud, whether or not material, that involves management or other employees who have a significant role in the registrant's internal control over financial reporting.

Date: May 8, 2026

/s/ Harvey M. Schwartz

Harvey M. Schwartz

Chief Executive Officer

The Carlyle Group Inc.

(Principal Executive Officer)

I, Justin V. Plouffe, certify that:

1. I have reviewed this Quarterly Report on Form 10-Q for the quarter ended March 31, 2026 of The Carlyle Group Inc.;
2. Based on my knowledge, this report does not contain any untrue statement of a material fact or omit to state a material fact necessary to make the statements made, in light of the circumstances under which such statements were made, not misleading with respect to the period covered by this report;
3. Based on my knowledge, the financial statements, and other financial information included in this report, fairly present in all material respects the financial condition, results of operations and cash flows of the registrant as of, and for, the periods presented in this report;
4. The registrant's other certifying officer(s) and I are responsible for establishing and maintaining disclosure controls and procedures (as defined in Exchange Act Rules 13a-15(e) and 15d-15(e)) and internal control over financial reporting (as defined in Exchange Act Rules 13a-15(f) and 15d-15(f)) for the registrant and have:
 - (a) Designed such disclosure controls and procedures, or caused such disclosure controls and procedures to be designed under our supervision, to ensure that material information relating to the registrant, including its consolidated subsidiaries, is made known to us by others within those entities, particularly during the period in which this report is being prepared;
 - (b) Designed such internal control over financial reporting, or caused such internal control over financial reporting to be designed under our supervision, to provide reasonable assurance regarding the reliability of financial reporting and the preparation of financial statements for external purposes in accordance with generally accepted accounting principles;
 - (c) Evaluated the effectiveness of the registrant's disclosure controls and procedures and presented in this report our conclusions about the effectiveness of the disclosure controls and procedures, as of the end of the period covered by this report based on such evaluation; and
 - (d) Disclosed in this report any change in the registrant's internal control over financial reporting that occurred during the registrant's most recent fiscal quarter (the registrant's fourth fiscal quarter in the case of an annual report) that has materially affected, or is reasonably likely to materially affect, the registrant's internal control over financial reporting; and
5. The registrant's other certifying officer(s) and I have disclosed, based on our most recent evaluation of internal control over financial reporting, to the registrant's auditors and the audit committee of the registrant's board of directors (or persons performing the equivalent functions):
 - (a) All significant deficiencies and material weaknesses in the design or operation of internal control over financial reporting which are reasonably likely to adversely affect the registrant's ability to record, process, summarize and report financial information; and
 - (b) Any fraud, whether or not material, that involves management or other employees who have a significant role in the registrant's internal control over financial reporting.

Date: May 8, 2026

/s/ Justin V. Plouffe

Justin V. Plouffe

Chief Financial Officer

The Carlyle Group Inc.

(Principal Financial Officer)

**Certification of the Chief Executive Officer
Pursuant to 18 U.S.C. Section 1350,
As Adopted Pursuant to Section 906 of the Sarbanes-Oxley Act of 2002**

In connection with the Quarterly Report of The Carlyle Group Inc. (the "Company") on Form 10-Q for the quarter ended March 31, 2026 filed with the Securities and Exchange Commission on the date hereof (the "Report"), I, Harvey M. Schwartz, Chief Executive Officer of the Company, certify, pursuant to 18 U.S.C. §1350, as adopted pursuant to §906 of the Sarbanes-Oxley Act of 2002, that:

- (1) The Report fully complies with the requirements of Section 13(a) or 15(d) of the Securities Exchange Act of 1934; and
- (2) The information contained in the Report fairly presents, in all material respects, the financial condition and results of operations of the Company.

/s/ Harvey M. Schwartz

Harvey M. Schwartz
Chief Executive Officer
The Carlyle Group Inc.

Date: May 8, 2026

* The foregoing certification is being furnished solely pursuant to 18 U.S.C. Section 1350 and is not being filed as part of the Report or as a separate disclosure document.

**Certification of the Chief Financial Officer
Pursuant to 18 U.S.C. Section 1350,
As Adopted Pursuant to Section 906 of the Sarbanes-Oxley Act of 2002**

In connection with the Quarterly Report of The Carlyle Group Inc. (the "Company") on Form 10-Q for the quarter ended March 31, 2026 filed with the Securities and Exchange Commission on the date hereof (the "Report"), I, Justin V. Plouffe, Chief Financial Officer of the Company, certify, pursuant to 18 U.S.C. §1350, as adopted pursuant to §906 of the Sarbanes-Oxley Act of 2002, that:

- (1) The Report fully complies with the requirements of Section 13(a) or 15(d) of the Securities Exchange Act of 1934; and
- (2) The information contained in the Report fairly presents, in all material respects, the financial condition and results of operations of the Company.

/s/ Justin V. Plouffe

Justin V. Plouffe
Chief Financial Officer
The Carlyle Group Inc.

Date: May 8, 2026

- * The foregoing certification is being furnished solely pursuant to 18 U.S.C. Section 1350 and is not being filed as part of the Report or as a separate disclosure document.